

GRADE 4



# Phonics/Spelling

## PRACTICE BOOK



Macmillan/McGraw-Hill



# Contents

## Unit I • Growing Up

Making a Move <i>My Diary from Here to There</i> Short Vowels	Pretest . . . . . 1 Practice . . . . . 2 Word Sort. . . . . 3 Word Meaning . . . . . 4 Proofreading . . . . . 5 Posttest . . . . . 6
Changing <i>The Adventures of Ali Baba Bernstein</i> Long a	Pretest . . . . . 7 Practice . . . . . 8 Word Sort. . . . . 9 Word Meaning . . . . . 10 Proofreading . . . . . 11 Posttest . . . . . 12
Kids at Work <i>Time for Kids: “Kid Reporters at Work”</i> Long e	Pretest . . . . . 13 Practice . . . . . 14 Word Sort. . . . . 15 Word Meaning . . . . . 16 Proofreading . . . . . 17 Posttest . . . . . 18
Mentors <i>The Astronaut and the Onion</i> Long i	Pretest . . . . . 19 Practice . . . . . 20 Word Sort. . . . . 21 Word Meaning . . . . . 22 Proofreading . . . . . 23 Posttest . . . . . 24
Friends of All Ages <i>Because of Winn-Dixie</i> Long o	Pretest . . . . . 25 Practice . . . . . 26 Word Sort. . . . . 27 Word Meaning . . . . . 28 Proofreading . . . . . 29 Posttest . . . . . 30

## Unit 2 • Making a Difference

Civil Rights <i>My Brother Martin</i> Prefixes	Pretest . . . . .	31
	Practice . . . . .	32
	Word Sort. . . . .	33
	Word Meaning . . . . .	34
	Proofreading . . . . .	35
	Posttest . . . . .	36
Inspiring Women <i>Mighty Jackie</i> Digraphs	Pretest . . . . .	37
	Practice . . . . .	38
	Word Sort. . . . .	39
	Word Meaning . . . . .	40
	Proofreading . . . . .	41
	Posttest . . . . .	42
Facing Challenges <i>Time for Kids: “Making a Splash”</i> 3-Letter Blends	Pretest . . . . .	43
	Practice . . . . .	44
	Word Sort. . . . .	45
	Word Meaning . . . . .	46
	Proofreading . . . . .	47
	Posttest . . . . .	48
Saving Animals <i>Wild Horses</i> <i>r-Controlled Vowels /är/ and /ôr/</i>	Pretest . . . . .	49
	Practice . . . . .	50
	Word Sort. . . . .	51
	Word Meaning . . . . .	52
	Proofreading . . . . .	53
	Posttest . . . . .	54
Courage <i>Mystic Horse</i> Suffixes	Pretest . . . . .	55
	Practice . . . . .	56
	Word Sort. . . . .	57
	Word Meaning . . . . .	58
	Proofreading . . . . .	59
	Posttest . . . . .	60

## Unit 3 • The Power of Words

Letters <i>When I Went to the Library</i> <b>r-Controlled Vowels</b> <i>er, ir, ur</i>	Pretest . . . . . 61 Practice . . . . . 62 Word Sort. . . . . 63 Word Meaning . . . . . 64 Proofreading . . . . . 65 Posttest . . . . . 66
The Art of Persuasion <i>Dear Mrs. LaRue</i> <b>Silent Letters</b>	Pretest . . . . . 67 Practice . . . . . 68 Word Sort. . . . . 69 Word Meaning . . . . . 70 Proofreading . . . . . 71 Posttest . . . . . 72
From Words to Action <i>Time for Kids: “Words Add Up to Success”</i> <b>Soft c and g</b>	Pretest . . . . . 73 Practice . . . . . 74 Word Sort. . . . . 75 Word Meaning . . . . . 76 Proofreading . . . . . 77 Posttest . . . . . 78
Keeping Promises <i>Ranita, The Frog Princess</i> <b>Plurals</b>	Pretest . . . . . 79 Practice . . . . . 80 Word Sort. . . . . 81 Word Meaning . . . . . 82 Proofreading . . . . . 83 Posttest . . . . . 84
Expression Through Art <i>Me and Uncle Romie</i> <b>Compound Words</b>	Pretest . . . . . 85 Practice . . . . . 86 Word Sort. . . . . 87 Word Meaning . . . . . 88 Proofreading . . . . . 89 Posttest . . . . . 90

## Unit 4 • Working Together

Value of Friendship <i>The Cricket in Times Square</i> Inflectional Endings	Pretest . . . . . 91 Practice . . . . . 92 Word Sort. . . . . 93 Word Meaning . . . . . 94 Proofreading . . . . . 95 Posttest . . . . . 96
Animal Teams <i>The Life and Times of the Ant</i> Inflectional Endings: Changing <i>y</i> to <i>i</i>	Pretest . . . . . 97 Practice . . . . . 98 Word Sort. . . . . 99 Word Meaning . . . . . 100 Proofreading . . . . . 101 Posttest . . . . . 102
Energy <i>Time for Kids: “The Power of Oil”</i> Words with /ü/, /i/, and /i/	Pretest . . . . . 103 Practice . . . . . 104 Word Sort. . . . . 105 Word Meaning . . . . . 106 Proofreading . . . . . 107 Posttest . . . . . 108
Teaming Up <i>Ima and the Great Texas Ostrich Race</i> Diphthongs /oi/ and /ou/	Pretest . . . . . 109 Practice . . . . . 110 Word Sort. . . . . 111 Word Meaning . . . . . 112 Proofreading . . . . . 113 Posttest . . . . . 114
Family Teams <i>My Brothers’ Flying Machine</i> Variant Vowel /ô/	Pretest . . . . . 115 Practice . . . . . 116 Word Sort. . . . . 117 Word Meaning . . . . . 118 Proofreading . . . . . 119 Posttest . . . . . 120

## Unit 5 • Habitats

Deserts	Pretest . . . . .	121
<i>A Walk in the Desert</i>	Practice . . . . .	122
<b>Closed Syllables</b>	Word Sort. . . . .	123
	Word Meaning . . . . .	124
	Proofreading . . . . .	125
	Posttest . . . . .	126
Desert Animals	Pretest . . . . .	127
<i>Roadrunner’s Dance</i>	Practice . . . . .	128
<b>Open Syllables</b>	Word Sort. . . . .	129
	Word Meaning . . . . .	130
	Proofreading . . . . .	131
	Posttest . . . . .	132
National Parks	Pretest . . . . .	133
<i>Time for Kids: “Animals</i>	Practice . . . . .	134
<i>Come Home to Our</i>	Word Sort. . . . .	135
<i>National Parks”</i>	Word Meaning . . . . .	136
<b>Vowel Teams</b>	Proofreading . . . . .	137
	Posttest . . . . .	138
Oceans	Pretest . . . . .	139
<i>At Home in the Coral Reef</i>	Practice . . . . .	140
<b>r-Controlled Vowel</b>	Word Sort. . . . .	141
<b>Syllables</b>	Word Meaning . . . . .	142
	Proofreading . . . . .	143
	Posttest . . . . .	144
Ocean Animals	Pretest . . . . .	145
<i>Adelina’s Whales</i>	Practice . . . . .	146
<b>Consonant + le Syllables</b>	Word Sort. . . . .	147
	Word Meaning . . . . .	148
	Proofreading . . . . .	179
	Posttest . . . . .	150


## Unit 6 • Problem Solving

Working Together to Find Solutions <i>Leah's Pony</i> Words with / n/	Pretest . . . . .	151
	Practice . . . . .	152
	Word Sort. . . . .	153
	Word Meaning . . . . .	154
	Proofreading . . . . .	155
	Posttest . . . . .	156
Finding Out About the Past <i>The Gold Rush Game</i> Homophones	Pretest . . . . .	157
	Practice . . . . .	158
	Word Sort. . . . .	159
	Word Meaning . . . . .	160
	Proofreading . . . . .	161
	Posttest . . . . .	162
Improving Lives <i>Time for Kids: "Taking the Lead"</i> Prefixes	Pretest . . . . .	163
	Practice . . . . .	164
	Word Sort. . . . .	165
	Word Meaning . . . . .	166
	Proofreading . . . . .	167
	Posttest . . . . .	168
Step by Step <i>Snowflake Bentley</i> Suffixes	Pretest . . . . .	169
	Practice . . . . .	170
	Word Sort. . . . .	171
	Word Meaning . . . . .	172
	Proofreading . . . . .	173
	Posttest . . . . .	174
Invent It <i>How Ben Franklin Stole the Lightning</i> Prefixes and Suffixes	Pretest . . . . .	175
	Practice . . . . .	176
	Word Sort. . . . .	177
	Word Meaning . . . . .	178
	Proofreading . . . . .	179
	Posttest . . . . .	180



Name \_\_\_\_\_

**Fold back the paper along the dotted line. Use the blanks to write each word as it is read aloud. When you finish the test, unfold the paper. Use the list at the right to correct any spelling mistakes.**



- |                                  |            |
|----------------------------------|------------|
| 1. _____                         | 1. sum     |
| 2. _____                         | 2. flat    |
| 3. _____                         | 3. plum    |
| 4. _____                         | 4. bell    |
| 5. _____                         | 5. grim    |
| 6. _____                         | 6. plot    |
| 7. _____                         | 7. band    |
| 8. _____                         | 8. bluff   |
| 9. _____                         | 9. dock    |
| 10. _____                        | 10. blot   |
| 11. _____                        | 11. odd    |
| 12. _____                        | 12. left   |
| 13. _____                        | 13. cash   |
| 14. _____                        | 14. mill   |
| 15. _____                        | 15. past   |
| 16. _____                        | 16. shelf  |
| 17. _____                        | 17. wealth |
| 18. _____                        | 18. crunch |
| 19. _____                        | 19. hint   |
| 20. _____                        | 20. build  |
| <b>Review Words</b> 21. _____    | 21. snack  |
| 22. _____                        | 22. step   |
| 23. _____                        | 23. pond   |
| <b>Challenge Words</b> 24. _____ | 24. heavy  |
| 25. _____                        | 25. shovel |

Name \_\_\_\_\_

**Using the Word Study Steps**

1. LOOK at the word.
2. SAY the word aloud.
3. STUDY the letters in the word.
4. WRITE the word.
5. CHECK the word.  
Did you spell the word right?  
If not, go back to step 1.

bluff	grim	dock	hint	plot
flat	wealth	blot	mill	crunch
cash	build	odd	past	plum
bell	left	sum	shelf	band

**Find Rhyming Words**

Circle the word in each row that rhymes with the word in column one.

1. self	shelf	leaf	elephant
2. theft	crest	left	last
3. bat	float	plate	flat
4. stand	bond	ban	band
5. chum	sum	swam	same
6. dash	cash	floss	cost
7. stuff	stung	bluff	stiff
8. clock	choke	dock	deck
9. bunch	crunch	crank	grinch
10. blot	plate	plot	pluck
11. trim	groom	lime	grim
12. glint	gain	hint	line
13. rod	add	odd	told
14. health	wealth	wheeze	weather
15. filled	told	build	bold
16. tot	blip	bloat	blot
17. pill	mile	mall	mill
18. last	post	past	chapped
19. dumb	plume	plum	elm
20. tell	toll	stall	bell

Name \_\_\_\_\_

bluff	grim	dock	hint	plot
flat	wealth	blot	mill	crunch
cash	build	odd	past	plum
bell	left	sum	shelf	band

Write the spelling words that contain each short vowel sound.

**short *a***

1. \_\_\_\_\_
2. \_\_\_\_\_
3. \_\_\_\_\_
4. \_\_\_\_\_

**short *e***

5. \_\_\_\_\_
6. \_\_\_\_\_
7. \_\_\_\_\_

**short *e* spelled *ea***

8. \_\_\_\_\_

**short *i***

9. \_\_\_\_\_
10. \_\_\_\_\_
11. \_\_\_\_\_

**short *i* spelled *ui***

12. \_\_\_\_\_

**short *o***

13. \_\_\_\_\_
14. \_\_\_\_\_
15. \_\_\_\_\_
16. \_\_\_\_\_

**short *u***

17. \_\_\_\_\_
18. \_\_\_\_\_
19. \_\_\_\_\_
20. \_\_\_\_\_

Name \_\_\_\_\_

bluff	grim	dock	hint	plot
flat	wealth	blot	mill	crunch
cash	build	odd	past	plum
bell	left	sum	shelf	band

**Complete each sentence with a spelling word.**

1. The \_\_\_\_\_ played music.
2. The boat pulled up to the \_\_\_\_\_.
3. Coins and dollar bills are \_\_\_\_\_.
4. Who will \_\_\_\_\_ the baseball stadium?
5. Put this can on the second \_\_\_\_\_.
6. Grandmother said there were no computers in the \_\_\_\_\_.
7. The flour was ground at the \_\_\_\_\_.
8. Did you turn \_\_\_\_\_ or right at the stop sign?
9. The pancakes were round and \_\_\_\_\_.
10. Is the number 3 even or \_\_\_\_\_?
11. When the \_\_\_\_\_ rings, it will be noon.
12. The \_\_\_\_\_ of 2 and 6 is 8.
13. He spent his \_\_\_\_\_ on expensive cars and boats.
14. A prune is a dried \_\_\_\_\_.
15. The rabbit liked to \_\_\_\_\_ on carrots.
16. The \_\_\_\_\_ of the story was very interesting.
17. If you \_\_\_\_\_, you are kidding.

**Write the spelling word for each definition.**

18. a spot or stain \_\_\_\_\_
19. stern or harsh \_\_\_\_\_
20. to give a clue \_\_\_\_\_

Name \_\_\_\_\_

**A. There are six spelling mistakes in the paragraphs below. Circle the misspelled words. Write the words correctly on the lines below.**

The classroom was quiet. The textbooks sat closed and flatt on the desks. The class gerbil was missing, and no one had signed out to take him home. The class liked Biscuit. Each student had helped to bild his cage. They could hear Biscuit krunch gerbil food and run in a wheel. They could also hear him ring a tiny bel with his nose. Did someone steal Biscuit? It was certainly od that he was missing.

Chad sank in his seat. He was the one who had taken Biscuit home. And then he was running late this morning, and he left Biscuit at home. Chad raised his hand very slowly. Nobody needed a hent. Now, everyone knew who had taken Biscuit.

- |          |          |          |
|----------|----------|----------|
| 1. _____ | 3. _____ | 5. _____ |
| 2. _____ | 4. _____ | 6. _____ |

**B. Writing Activity**

**Write a postcard to a friend describing another classroom mystery. Use at least four spelling words in your description.**

---



---



---



---



---



---



---



---



---



---

Name \_\_\_\_\_

Look at the words in each set below. One word in each set is spelled correctly. Use a pencil to fill in the circle next to the correct word. Before you begin, look at the sample set of words. Sample A has been done for you. Do Sample B by yourself. When you are sure you know what to do, you may go on with the rest of the page.

## Sample A:

- (A) rock
- (B) rokk
- (C) rokc
- (D) rok


## Sample B:

- (E) clapp
- (F) clape
- (G) clap
- (H) clappe

- |  |   |  |   |
|--|---|--|---|
| 1. <input checked="" type="radio"/> (A) bluf | 6. <input type="radio"/> (E) walth          | 11. <input type="radio"/> (A) aud          | 16. <input type="radio"/> (E) chelf         |
| <input type="radio"/> (B) bluff              | <input type="radio"/> (F) wealth            | <input type="radio"/> (B) oud              | <input type="radio"/> (F) shelf             |
| <input type="radio"/> (C) blufe              | <input checked="" type="radio"/> (G) wealth | <input type="radio"/> (C) odd              | <input checked="" type="radio"/> (G) shealf |
| <input type="radio"/> (D) blough             | <input type="radio"/> (H) weilth            | <input type="radio"/> (D) od               | <input type="radio"/> (H) shief             |
| 2. <input type="radio"/> (E) flatte          | 7. <input type="radio"/> (A) buld           | 12. <input type="radio"/> (E) sum          | 17. <input type="radio"/> (A) plot          |
| <input type="radio"/> (F) flatt              | <input type="radio"/> (B) bueld             | <input type="radio"/> (F) summ             | <input type="radio"/> (B) ploat             |
| <input checked="" type="radio"/> (G) flate   | <input type="radio"/> (C) build             | <input checked="" type="radio"/> (G) som   | <input type="radio"/> (C) plate             |
| <input type="radio"/> (H) flat               | <input type="radio"/> (D) beeld             | <input type="radio"/> (H) soum             | <input type="radio"/> (D) ploit             |
| 3. <input type="radio"/> (A) coasch          | 8. <input type="radio"/> (E) leffed         | 13. <input type="radio"/> (A) hult         | 18. <input type="radio"/> (E) krunch        |
| <input type="radio"/> (B) caish              | <input type="radio"/> (F) lefd              | <input type="radio"/> (B) hint             | <input type="radio"/> (F) cruinch           |
| <input type="radio"/> (C) cach               | <input checked="" type="radio"/> (G) left   | <input type="radio"/> (C) huint            | <input checked="" type="radio"/> (G) crunch |
| <input type="radio"/> (D) cash               | <input type="radio"/> (H) leff              | <input type="radio"/> (D) huitn            | <input type="radio"/> (H) crinch            |
| 4. <input type="radio"/> (E) bel             | 9. <input type="radio"/> (A) doak           | 14. <input type="radio"/> (E) mill         | 19. <input type="radio"/> (A) plum          |
| <input type="radio"/> (F) bell               | <input type="radio"/> (B) dock              | <input type="radio"/> (F) mil              | <input type="radio"/> (B) ploum             |
| <input checked="" type="radio"/> (G) beelle  | <input type="radio"/> (C) docke             | <input checked="" type="radio"/> (G) mille | <input type="radio"/> (C) plumm             |
| <input type="radio"/> (H) bele               | <input type="radio"/> (D) doik              | <input type="radio"/> (H) miel             | <input type="radio"/> (D) plumme            |
| 5. <input type="radio"/> (A) grimm           | 10. <input type="radio"/> (E) blot          | 15. <input type="radio"/> (A) passt        | 20. <input type="radio"/> (E) bant          |
| <input type="radio"/> (B) grimme             | <input type="radio"/> (F) blout             | <input type="radio"/> (B) pase             | <input type="radio"/> (F) baunde            |
| <input type="radio"/> (C) grum               | <input checked="" type="radio"/> (G) bloit  | <input type="radio"/> (C) past             | <input checked="" type="radio"/> (G) baird  |
| <input type="radio"/> (D) grim               | <input type="radio"/> (H) blought           | <input type="radio"/> (D) pais             | <input type="radio"/> (H) band              |

Name \_\_\_\_\_

**Fold back the paper along the dotted line. Use the blanks to write each word as it is read aloud. When you finish the test, unfold the paper. Use the list at the right to correct any spelling mistakes.**



- |                                  |              |
|----------------------------------|--------------|
| 1. _____                         | 1. pale      |
| 2. _____                         | 2. face      |
| 3. _____                         | 3. crate     |
| 4. _____                         | 4. clay      |
| 5. _____                         | 5. stray     |
| 6. _____                         | 6. cane      |
| 7. _____                         | 7. slate     |
| 8. _____                         | 8. today     |
| 9. _____                         | 9. bail      |
| 10. _____                        | 10. rail     |
| 11. _____                        | 11. break    |
| 12. _____                        | 12. ache     |
| 13. _____                        | 13. drain    |
| 14. _____                        | 14. faint    |
| 15. _____                        | 15. flame    |
| 16. _____                        | 16. claim    |
| 17. _____                        | 17. steak    |
| 18. _____                        | 18. eight    |
| 19. _____                        | 19. mane     |
| 20. _____                        | 20. graze    |
| <b>Review Words</b> 21. _____    | 21. grim     |
| 22. _____                        | 22. plum     |
| 23. _____                        | 23. cash     |
| <b>Challenge Words</b> 24. _____ | 24. neighbor |
| 25. _____                        | 25. railway  |

Name \_\_\_\_\_

**Using the Word Study Steps**

1. LOOK at the word.
2. SAY the word aloud.
3. STUDY the letters in the word.
4. WRITE the word.
5. CHECK the word.  
Did you spell the word right?  
If not, go back to step 1.

ache	pale	slate	flame	steak
stray	today	drain	claim	break
eight	faint	crate	cane	mane
rail	clay	graze	bail	face

**Rhymes**

Circle the word in each row that rhymes with the word in column one.

1. take	tack	act	ache
2. play	plan	stray	any
3. tail	many	swan	pale
4. sale	rail	seal	slant
5. shame	near	name	claim
6. away	yawn	today	toy
7. paint	pain	pant	faint
8. hooray	clay	wait	swap
9. gate	strain	slate	stair
10. pain	drain	candle	shine
11. great	steak	crate	gear
12. maze	graze	said	daisy
13. name	nine	near	flame
14. aim	claim	beam	lamb
15. pane	cane	case	rant
16. pail	play	saint	bail
17. break	late	steak	leak
18. steak	break	seek	taste
19. cane	mane	grin	mean
20. pace	pale	camp	face



Name \_\_\_\_\_

ache	pale	slate	flame	steak
stray	today	drain	claim	break
eight	faint	crate	cane	mane
rail	clay	graze	bail	face

Write the spelling words with these spelling patterns.

**Long *a* spelled *a\_e***

1. \_\_\_\_\_

2. \_\_\_\_\_

3. \_\_\_\_\_

4. \_\_\_\_\_

5. \_\_\_\_\_

6. \_\_\_\_\_

7. \_\_\_\_\_

8. \_\_\_\_\_

9. \_\_\_\_\_

**Long *a* spelled *ay***

15. \_\_\_\_\_

16. \_\_\_\_\_

17. \_\_\_\_\_

**Long *a* spelled *igh***

18. \_\_\_\_\_

**Long *a* spelled *ea***

19. \_\_\_\_\_

20. \_\_\_\_\_

**Long *a* spelled *ai***

10. \_\_\_\_\_

11. \_\_\_\_\_

12. \_\_\_\_\_

13. \_\_\_\_\_

14. \_\_\_\_\_

Name \_\_\_\_\_

Spelling:  
Long *a*

ache	pale	slate	flame	steak
stray	today	drain	claim	break
eight	faint	crate	cane	mane
rail	clay	graze	bail	face

**A. It Takes Three****Write a spelling word that belongs with the other two words.**

1. cat, lost, \_\_\_\_\_
2. gray, stone, \_\_\_\_\_
3. limp, walk, \_\_\_\_\_
4. sore, muscles, \_\_\_\_\_
5. bright, fire, \_\_\_\_\_
6. yesterday, tomorrow, \_\_\_\_\_

**B. What Does It Mean?****Write the spelling word that matches the meanings.**

7. what pottery is made of \_\_\_\_\_
8. two make a train track \_\_\_\_\_
9. this can be cooked on a grill \_\_\_\_\_
10. something to pack things in \_\_\_\_\_
11. buffalo eat this way in a field \_\_\_\_\_
12. where water goes down in a sink \_\_\_\_\_
13. one more than seven \_\_\_\_\_
14. fair-skinned \_\_\_\_\_

Name \_\_\_\_\_

**A. There are six spelling mistakes in the letter. Circle the misspelled words. Write the words correctly on the lines below.**

Dear Kaysha,

We saw plants of the desert at the zoo. They live in sandy soil, not in clai soil. We learned that some people of the desert live in mud huts. They don't use slayte for the roofs of their houses.

We saw zebras and lions. Both live in different desert areas of the world. Yet they are a nieghbor to each other in the zoo. The zebras look like horses. They have a main like a lion. They graiz on plants that look like sugar can.

Write soon!  
Your friend,  
Sally

- 1. \_\_\_\_\_
- 2. \_\_\_\_\_
- 3. \_\_\_\_\_

- 4. \_\_\_\_\_
- 5. \_\_\_\_\_
- 6. \_\_\_\_\_

**B. Writing Activity**

**Write a travel advertisement describing the desert. Use at least four spelling words in your description.**

---

---

---

---

---

---

---

---

---

---

Name \_\_\_\_\_

Spelling:  
Long *a*

Look at the words in each set below. One word in each set is spelled correctly. Use a pencil to fill in the circle next to the correct word. Before you begin, look at the sample set of words. Sample A has been done for you. Do Sample B by yourself. When you are sure you know what to do, you may go on with the rest of the page.

## Sample A:

- Ⓐ brayd
- Ⓑ brid
- Ⓒ brade
- Ⓓ braid


## Sample B:

- Ⓔ gray
- Ⓕ grai
- Ⓖ greay
- Ⓗ grae

- |            |             |             |             |
|------------|-------------|-------------|-------------|
| 1. Ⓐ aiche | 6. Ⓔ todeay | 11. Ⓐ crate | 16. Ⓔ beal  |
| Ⓑ ake      | Ⓕ todae     | Ⓑ crait     | Ⓕ balle     |
| Ⓒ aike     | Ⓖ touday    | Ⓒ creat     | Ⓖ bail      |
| Ⓓ ache     | Ⓗ today     | Ⓓ crayt     | Ⓗ bal       |
| 2. Ⓔ strai | 7. Ⓐ fante  | 12. Ⓔ graiz | 17. Ⓐ stak  |
| Ⓕ strae    | Ⓑ fant      | Ⓕ graise    | Ⓑ steak     |
| Ⓖ stra     | Ⓒ faint     | Ⓖ grayze    | Ⓒ staik     |
| Ⓗ stray    | Ⓓ feant     | Ⓗ graze     | Ⓓ staek     |
| 3. Ⓐ eaght | 8. Ⓔ cley   | 13. Ⓐ flame | 18. Ⓔ braek |
| Ⓑ aeght    | Ⓕ clay      | Ⓑ flaim     | Ⓕ braik     |
| Ⓒ eight    | Ⓖ clai      | Ⓒ flam      | Ⓖ break     |
| Ⓓ eigh     | Ⓗ cleay     | Ⓓ flaime    | Ⓗ brak      |
| 4. Ⓔ rail  | 9. Ⓐ slait  | 14. Ⓔ claem | 19. Ⓐ mayn  |
| Ⓕ reale    | Ⓑ slate     | Ⓕ claim     | Ⓑ meane     |
| Ⓖ rael     | Ⓒ sleat     | Ⓖ cleam     | Ⓒ mainn     |
| Ⓗ rayl     | Ⓓ slayt     | Ⓗ claym     | Ⓓ mane      |
| 5. Ⓐ payl  | 10. Ⓔ drean | 15. Ⓐ caen  | 20. Ⓔ face  |
| Ⓑ pel      | Ⓕ drain     | Ⓑ cane      | Ⓕ fayce     |
| Ⓒ pale     | Ⓖ drane     | Ⓒ kain      | Ⓖ faice     |
| Ⓓ paile    | Ⓗ dranne    | Ⓓ coan      | Ⓗ fac       |

Name \_\_\_\_\_

**Fold back the paper along the dotted line. Use the blanks to write each word as it is read aloud. When you finish the test, unfold the paper. Use the list at the right to correct any spelling mistakes.**



- |           |             |
|-----------|-------------|
| 1. _____  | 1. beam     |
| 2. _____  | 2. tea      |
| 3. _____  | 3. chief    |
| 4. _____  | 4. squeak   |
| 5. _____  | 5. three    |
| 6. _____  | 6. week     |
| 7. _____  | 7. sleek    |
| 8. _____  | 8. heal     |
| 9. _____  | 9. tease    |
| 10. _____ | 10. thief   |
| 11. _____ | 11. deal    |
| 12. _____ | 12. please  |
| 13. _____ | 13. leak    |
| 14. _____ | 14. league  |
| 15. _____ | 15. reef    |
| 16. _____ | 16. deed    |
| 17. _____ | 17. feet    |
| 18. _____ | 18. breathe |
| 19. _____ | 19. speech  |
| 20. _____ | 20. wheeze  |
| 21. _____ | 21. pale    |
| 22. _____ | 22. bail    |
| 23. _____ | 23. eight   |
| 24. _____ | 24. freedom |
| 25. _____ | 25. appeal  |

**Review Words**

**Challenge Words**

Name \_\_\_\_\_

Spelling: Long e

**Using the Word Study Steps**

1. LOOK at the word.
2. SAY the word aloud.
3. STUDY the letters in the word.
4. WRITE the word.
5. CHECK the word.  
Did you spell the word right?  
If not, go back to step 1.

beam	three	tease	leak	feet
tea	week	thief	league	breathe
chief	sleek	deal	reef	speech
squeak	heal	please	deed	wheeze

**Hide and Go Seek****Where are the spelling words hiding? Circle each word.**

T	E	A	S	E	Z	D	P	R	B
H	B	D	E	E	D	L	L	C	E
I	R	B	Z	N	E	T	E	A	A
E	E	R	T	P	A	E	A	L	M
F	E	E	T	S	L	C	S	E	O
L	F	A	H	Q	B	H	E	A	L
S	T	T	R	U	G	I	W	G	E
F	W	H	E	E	Z	E	E	U	A
W	E	E	E	A	I	F	E	E	K
S	L	E	E	K	Z	T	K	V	I
H	A	O	S	P	E	E	C	H	B

Name \_\_\_\_\_

Spelling:  
Long e

beam	three	tease	leak	feet
tea	week	thief	league	breathe
chief	sleek	deal	reef	speech
squeak	heal	please	deed	wheeze

**Pattern Power!**

Write the spelling words from the box that have the long e sound spelled with the letters below.

**Long e spelled ea**

1. \_\_\_\_\_
2. \_\_\_\_\_
3. \_\_\_\_\_
4. \_\_\_\_\_
5. \_\_\_\_\_
6. \_\_\_\_\_
7. \_\_\_\_\_
8. \_\_\_\_\_
9. \_\_\_\_\_
10. \_\_\_\_\_

**Long e spelled ee**

13. \_\_\_\_\_
14. \_\_\_\_\_
15. \_\_\_\_\_
16. \_\_\_\_\_
17. \_\_\_\_\_
18. \_\_\_\_\_
19. \_\_\_\_\_
20. \_\_\_\_\_

**Long e spelled ie**

11. \_\_\_\_\_
12. \_\_\_\_\_

Name \_\_\_\_\_

beam	three	tease	leak	feet
tea	week	thief	league	breathe
chief	sleek	deal	reef	speech
squeak	heal	please	deed	wheeze

**Words in Sentences****Write a spelling word to complete each sentence.**

- I like to \_\_\_\_\_ the fresh air in the forest.
- The \_\_\_\_\_ ranger came to see us.
- We listened to her \_\_\_\_\_ about fire safety.
- The ranger said, "\_\_\_\_\_ be careful with campfires."
- My \_\_\_\_\_ hurt after hiking all day.
- We used a wooden \_\_\_\_\_ to hold up the roof of our tent.
- We had a \_\_\_\_\_ because it rained last night.
- Harry did a good \_\_\_\_\_ when he offered to heat up our food.
- We drank \_\_\_\_\_ with our dinner.
- It turned out to be the \_\_\_\_\_ who stole our dessert.
- It turned out there were \_\_\_\_\_.
- Gina had a scratch, and Sara gave her medicine to help it \_\_\_\_\_.
- Janet is allergic to trees, and she began to \_\_\_\_\_.
- It wasn't nice to \_\_\_\_\_ her about her cough.
- We are forming a \_\_\_\_\_ of students who like to hike.
- Kyle's going to \_\_\_\_\_ with setting it up.
- We will hike again next \_\_\_\_\_.

**Opposites****Write the spelling word from the box that is the antonym, or opposite, of each word below.**

- rough \_\_\_\_\_
- shout \_\_\_\_\_
- mountain \_\_\_\_\_





Name \_\_\_\_\_

Spelling:  
Long e

Look at the words in each set below. One word in each set is spelled correctly. Use a pencil to fill in the circle next to the correct word. Before you begin, look at the sample set of words. Sample A has been done for you. Do Sample B by yourself. When you are sure you know what to do, you may go on with the rest of the page.

## Sample A:

- (A) bean
- (B) beene
- (C) beane
- (D) bein

## Sample B:

- (E) creem
- (F) creame
- (G) cream
- (H) creeme

- 1.  (A) beam
- (B) beem
- (C) beme
- (D) biem

- 6.  (E) weke
- (F) weake
- (G) week
- (H) wiek

- 11.  (A) dele
- (B) deel
- (C) deal
- (D) diel

- 16.  (E) dede
- (F) deade
- (G) deed
- (H) deede

- 2.  (E) teea
- (F) tea
- (G) tei
- (H) te

- 7.  (A) sleke
- (B) sleek
- (C) sleak
- (D) sliak

- 12.  (E) pleeze
- (F) pleaze
- (G) please
- (H) pleese

- 17.  (A) feet
- (B) feate
- (C) feete
- (D) fiet

- 3.  (A) cheaf
- (B) cheef
- (C) chefe
- (D) chief

- 8.  (E) heele
- (F) hiel
- (G) heal
- (H) hele

- 13.  (A) leik
- (B) leak
- (C) liek
- (D) leke

- 18.  (E) brieth
- (F) breathe
- (G) breathe
- (H) breeth

- 4.  (E) squeek
- (F) squeke
- (G) squeak
- (H) squeak

- 9.  (A) tease
- (B) teese
- (C) tiese
- (D) teez

- 14.  (E) leeg
- (F) leage
- (G) lieg
- (H) league

- 19.  (A) speche
- (B) speach
- (C) speech
- (D) speash

- 5.  (A) threa
- (B) three
- (C) trhee
- (D) thrie


- 10.  (E) theef
- (F) thefe
- (G) theaf
- (H) thief

- 15.  (A) reef
- (B) reaf
- (C) rief
- (D) refe

- 20.  (E) wheez
- (F) wheese
- (G) whease
- (H) wheeze

Name \_\_\_\_\_

**Fold back the paper along the dotted line. Use the blanks to write each word as it is read aloud. When you finish the test, unfold the paper. Use the list at the right to correct any spelling mistakes.**



- |                                  |              |
|----------------------------------|--------------|
| 1. _____                         | 1. file      |
| 2. _____                         | 2. drive     |
| 3. _____                         | 3. kite      |
| 4. _____                         | 4. pies      |
| 5. _____                         | 5. die       |
| 6. _____                         | 6. wipe      |
| 7. _____                         | 7. inside    |
| 8. _____                         | 8. height    |
| 9. _____                         | 9. pride     |
| 10. _____                        | 10. spy      |
| 11. _____                        | 11. sigh     |
| 12. _____                        | 12. shy      |
| 13. _____                        | 13. prime    |
| 14. _____                        | 14. sly      |
| 15. _____                        | 15. pry      |
| 16. _____                        | 16. climb    |
| 17. _____                        | 17. minding  |
| 18. _____                        | 18. fright   |
| 19. _____                        | 19. twice    |
| 20. _____                        | 20. slight   |
| <b>Review Words</b> 21. _____    | 21. chief    |
| 22. _____                        | 22. please   |
| 23. _____                        | 23. sleek    |
| <b>Challenge Words</b> 24. _____ | 24. highway  |
| 25. _____                        | 25. wildlife |

Name \_\_\_\_\_

**Using the Word Study Steps**

1. LOOK at the word.
2. SAY the word aloud.
3. STUDY the letters in the word.
4. WRITE the word.
5. CHECK the word.  
Did you spell the word right?  
If not, go back to step 1.

**Silly Questions****Use the words in the box to complete the riddles.**

drive	pride	slight	fright	spy
file	pry	climb	inside	minding
kite	shy	sly	pies	twice
wipe	prime	sigh	die	height

1. If I go \_\_\_\_\_ out, can I go outside in?
2. If the sun were \_\_\_\_\_, would it try to hide?
3. When I grow wings, can I fly as high as a \_\_\_\_\_?
4. If the ladder reaches high enough, can I \_\_\_\_\_ to the sky?
5. If I don't look all right, will I look like a \_\_\_\_\_?
6. I am never early, but can I take \_\_\_\_\_ in always being late?
7. If my onion begins to cry, will I give a \_\_\_\_\_?
8. If Juan has mud, can he make \_\_\_\_\_?
9. If I'm \_\_\_\_\_ my business, will someone take care of me?
10. If my book could \_\_\_\_\_, what stories would it tell about me?
11. If I walk one hundred miles, should I \_\_\_\_\_ one half a mile?
12. If a sad song makes a tulip cry, will the tulip \_\_\_\_\_?
13. If I try to hammer the bottle open, can I \_\_\_\_\_ the bottle closed?
14. If a mouse has great \_\_\_\_\_, is it a giant short?
15. If one is \_\_\_\_\_, is two once?

Name \_\_\_\_\_

drive	pride	slight	fright	spy
file	pry	climb	inside	minding
kite	shy	sly	pies	twice
wipe	prime	sigh	die	height

Write the spelling words with long *i* spelled with these patterns.

*i\_e*

1. \_\_\_\_\_

2. \_\_\_\_\_

3. \_\_\_\_\_

4. \_\_\_\_\_

5. \_\_\_\_\_

6. \_\_\_\_\_

7. \_\_\_\_\_

8. \_\_\_\_\_

*i*

9. \_\_\_\_\_

10. \_\_\_\_\_

*ie*

11. \_\_\_\_\_

12. \_\_\_\_\_

*y*

13. \_\_\_\_\_

14. \_\_\_\_\_

15. \_\_\_\_\_

16. \_\_\_\_\_

*igh*

17. \_\_\_\_\_

18. \_\_\_\_\_

19. \_\_\_\_\_

20. \_\_\_\_\_

Name \_\_\_\_\_

Spelling:  
Long *i*

drive	pride	slight	fright	spy
file	pry	climb	inside	minding
kite	shy	sly	pies	twice
wipe	prime	sigh	die	height

### Analogies

An *analogy* is a statement that compares sets of words that are alike in some way. For example, *night* is to *day* as *black* is to *white*. *Night* and *day* are opposites in the same way that *black* and *white* are opposites.

Use spelling words to complete the analogies.

1. **plane** is to **fly** as **car** is to \_\_\_\_\_
2. **wave** is to **surfboard** as **wind** is to \_\_\_\_\_
3. **grass** is to **outside** as **carpet** is to \_\_\_\_\_
4. **scissors** are to **hair** as \_\_\_\_\_ is to **nail**
5. **paint** is to **pictures** as **bake** is to \_\_\_\_\_
6. **happy** is to **laugh** as **tired** is to \_\_\_\_\_
7. “**Rest!**” is to **calm** as “**Boo!**” is to \_\_\_\_\_
8. **clock** is to **time** as **ruler** is to \_\_\_\_\_
9. **1** is to **once** as **2** is to \_\_\_\_\_
10. **wash** is to **clean** as \_\_\_\_\_ is to **dry**

Name \_\_\_\_\_

**A. There are six spelling mistakes in this fantasy story of traveling to the Sun. Circle the misspelled words. Write the words correctly on the lines below.**

Long, long ago, a girl named Annabelle wanted to go to the sun. She could not clime there because there were no ladders high enough. She rode her horse for three days until she reached a mountain of great hite. There she asked Bird-of-All-Birds if he had ever flown to the sun. "Yes," he said. "I take great pryde in my trip." Annabelle heard him sye. "It is a difficult trip," he said. "Will you take me there?" asked Annabelle. Bird-of-All-Birds flapped his wings twicee and off they flew. They came to a golden land. Annabelle was so excited she had to wiep the tears from her eyes. "Bird-of-All-Birds," she asked, "are there other places we can visit in the sky?" The great bird took her to the moon, and then to other wonderful lands. They spent their lives exploring.

1. \_\_\_\_\_      3. \_\_\_\_\_      5. \_\_\_\_\_  
 2. \_\_\_\_\_      4. \_\_\_\_\_      6. \_\_\_\_\_

**B. Writing Activity**

**Write an advertisement for riding a spaceship to visit one of the planets. Use at least four spelling words.**

---



---



---



---



---



---



---



---

Name \_\_\_\_\_

Spelling:  
Long *i*

Look at the words in each set below. One word in each set is spelled correctly. Use a pencil to fill in the circle next to the correct word. Before you begin, look at the sample set of words. Sample A has been done for you. Do Sample B by yourself. When you are sure you know what to do, you may go on with the rest of the page.

## Sample A:

- (A) flite
- (B) flyte
- (C) flight
- (D) flyght

## Sample B:


- (E) biet
- (F) byte
- (G) biht
- (H) bite

- |  |                                       |                                      |                                       |
|--|---------------------------------------|--------------------------------------|---------------------------------------|
| 1. <input checked="" type="radio"/> (A) dreive | 6. <input type="radio"/> (E) pry      | 11. <input type="radio"/> (A) sligh  | 16. <input type="radio"/> (E) dy      |
| <input type="radio"/> (B) drive                | <input type="radio"/> (F) prigh       | <input type="radio"/> (B) sly        | <input type="radio"/> (F) digh        |
| <input type="radio"/> (C) dryve                | <input type="radio"/> (G) pry         | <input type="radio"/> (C) slie       | <input type="radio"/> (G) deigh       |
| <input type="radio"/> (D) driv                 | <input type="radio"/> (H) prie        | <input type="radio"/> (D) slye       | <input type="radio"/> (H) die         |
| 2. <input type="radio"/> (E) file              | 7. <input type="radio"/> (A) sheigh   | 12. <input type="radio"/> (E) sye    | 17. <input type="radio"/> (A) spy     |
| <input type="radio"/> (F) feile                | <input type="radio"/> (B) shie        | <input type="radio"/> (F) sy         | <input type="radio"/> (B) spy         |
| <input type="radio"/> (G) fyle                 | <input type="radio"/> (C) shy         | <input type="radio"/> (G) sigh       | <input type="radio"/> (C) spie        |
| <input type="radio"/> (H) fil                  | <input type="radio"/> (D) shigh       | <input type="radio"/> (H) sie        | <input type="radio"/> (D) spigh       |
| 3. <input type="radio"/> (A) kite              | 8. <input type="radio"/> (E) pry      | 13. <input type="radio"/> (A) fright | 18. <input type="radio"/> (E) mynding |
| <input type="radio"/> (B) keight               | <input type="radio"/> (F) prighm      | <input type="radio"/> (B) frite      | <input type="radio"/> (F) mighnding   |
| <input type="radio"/> (C) kyte                 | <input type="radio"/> (G) prime       | <input type="radio"/> (C) fryte      | <input type="radio"/> (G) minding     |
| <input type="radio"/> (D) kight                | <input type="radio"/> (H) preim       | <input type="radio"/> (D) frit       | <input type="radio"/> (H) meinding    |
| 4. <input type="radio"/> (E) wipe              | 9. <input type="radio"/> (A) slight   | 14. <input type="radio"/> (E) ensyde | 19. <input type="radio"/> (A) twyce   |
| <input type="radio"/> (F) wip                  | <input type="radio"/> (B) slyte       | <input type="radio"/> (F) insighed   | <input type="radio"/> (B) twice       |
| <input type="radio"/> (G) wype                 | <input type="radio"/> (C) slite       | <input type="radio"/> (G) enside     | <input type="radio"/> (C) twise       |
| <input type="radio"/> (H) wyp                  | <input type="radio"/> (D) slieght     | <input type="radio"/> (H) inside     | <input type="radio"/> (D) twyse       |
| 5. <input type="radio"/> (A) priede            | 10. <input type="radio"/> (E) cleighm | 15. <input type="radio"/> (A) pighs  | 20. <input type="radio"/> (E) hite    |
| <input type="radio"/> (B) pride                | <input type="radio"/> (F) clibm       | <input type="radio"/> (B) pyes       | <input type="radio"/> (F) height      |
| <input type="radio"/> (C) pryed                | <input type="radio"/> (G) clyme       | <input type="radio"/> (C) pys        | <input type="radio"/> (G) hyte        |
| <input type="radio"/> (D) pryed                | <input type="radio"/> (H) climb       | <input type="radio"/> (D) pies       | <input type="radio"/> (H) hight       |



Name \_\_\_\_\_

**Fold back the paper along the dotted line. Use the blanks to write each word as it is read aloud. When you finish the test, unfold the paper. Use the list at the right to correct any spelling mistakes.**



- |           |              |
|-----------|--------------|
| 1. _____  | 1. goal      |
| 2. _____  | 2. mole      |
| 3. _____  | 3. stone     |
| 4. _____  | 4. stove     |
| 5. _____  | 5. chose     |
| 6. _____  | 6. shadow    |
| 7. _____  | 7. fold      |
| 8. _____  | 8. flow      |
| 9. _____  | 9. mold      |
| 10. _____ | 10. toll     |
| 11. _____ | 11. groan    |
| 12. _____ | 12. stole    |
| 13. _____ | 13. foam     |
| 14. _____ | 14. mows     |
| 15. _____ | 15. roasting |
| 16. _____ | 16. lower    |
| 17. _____ | 17. sole     |
| 18. _____ | 18. blown    |
| 19. _____ | 19. bolt     |
| 20. _____ | 20. quote    |
| 21. _____ | 21. kite     |
| 22. _____ | 22. fright   |
| 23. _____ | 23. climb    |
| 24. _____ | 24. coaster  |
| 25. _____ | 25. motor    |

**Review Words**

**Challenge Words**

Name \_\_\_\_\_

**Using the Word Study Steps**

1. LOOK at the word.
2. SAY the word aloud.
3. STUDY the letters in the word.
4. WRITE the word.
5. CHECK the word.  
Did you spell the word right?  
If not, go back to step 1.

chose	fold	toll	lower	roasting
shadow	goal	flow	sole	stole
stove	blown	mole	groan	foam
stone	bolt	mold	quote	mows

**Find and Circle****Where are the spelling words?**

C H O S E R M A S R O A S T I N G  
 P L S H A D O W N D F A R A D S R  
 B L O W N A W C G E Y U G R S A O  
 P K V F C X S M N R T B O L T M A  
 C O A S T E R F C V S Q A W O Q N  
 L F A O P V X O W T O L L P V U J  
 P O G F D F Y A O I L W Q N E O F  
 B S T O L E R M O L E W L T B T L  
 E L T L A Q N B F U J L L O W E R  
 M O L D I S T O N E Z D Y A S M W  
 X R H K L S B O F E P F L O W N P

Name \_\_\_\_\_

chose	fold	toll	lower	roasting
shadow	goal	flow	sole	stole
stove	blown	mole	groan	foam
stone	bolt	mold	quote	mows

**The Many Ways to o**

**Which words contain the sound of o spelled o?**

- |          |          |
|----------|----------|
| 1. _____ | 3. _____ |
| 2. _____ | 4. _____ |

**Which words contain the sound of o spelled oa?**

- |          |          |
|----------|----------|
| 5. _____ | 7. _____ |
| 6. _____ | 8. _____ |

**Which words contain the sound of o spelled o\_e?**

- |           |           |           |
|-----------|-----------|-----------|
| 9. _____  | 12. _____ | 14. _____ |
| 10. _____ | 13. _____ | 15. _____ |
| 11. _____ |           |           |

**Which words contain the sound of o spelled ow?**

- |           |           |           |
|-----------|-----------|-----------|
| 16. _____ | 18. _____ | 20. _____ |
| 17. _____ | 19. _____ |           |

**Write the one-syllable spelling word that rhymes with each of these words.**

- |                 |                 |
|-----------------|-----------------|
| 21. gold _____  | 24. pole _____  |
| 22. loan _____  | 25. grow _____  |
| 23. blows _____ | 26. slows _____ |

Name \_\_\_\_\_

chose	fold	toll	lower	roasting
shadow	goal	flow	sole	stole
stove	blown	mole	groan	foam
stone	bolt	mold	quote	mows

**What Am I?****Write the spelling word that matches each clue.**

- I'm what lives in a hole underground. \_\_\_\_\_
- I'm formed in water when it reaches the shore. \_\_\_\_\_
- I'm what everyone wants to reach. \_\_\_\_\_
- I'm what you find on a mountain. \_\_\_\_\_
- I'm what you cook your food on. \_\_\_\_\_
- I'm what grows on old cheese. \_\_\_\_\_
- I'm what the rivers do. \_\_\_\_\_
- I'm the sound you make when you're tired. \_\_\_\_\_
- I'm the opposite of *upper*. \_\_\_\_\_
- I'm the one and only. \_\_\_\_\_

**Words in Sentences****Decide which spelling word fits in each sentence. Write the missing words.**

- The handyman \_\_\_\_\_ the grass each week.
- The boat captain \_\_\_\_\_ to stop the boat.
- The rubber raft was flat before it was \_\_\_\_\_ up.
- We got out of the water when we saw a \_\_\_\_\_ of lightning.
- Fish swim in the \_\_\_\_\_ of the dock.

Name \_\_\_\_\_

**A. There are six spelling mistakes in this story about making a raft. Circle the misspelled words. Write the words correctly on the lines below.**

Alex said, "I wonder if the eagle's nest was bloan away in the storm." The boys made a gole then. They chos to build a raft to sail across the lake and check on the eagle. They tied long, thick branches together with vines. To lowr the raft into the lake, they had to push it along the sand. You could hear them grone as they pushed. On the other side, they saw that the eagle's nest needed repair. They gathered twigs and left them for the bird to rebuild its nest. They choze to return home before it got dark.

- |          |          |          |
|----------|----------|----------|
| 1. _____ | 3. _____ | 5. _____ |
| 2. _____ | 4. _____ | 6. _____ |

**B. Writing Activity**

**Write a short report about a raft trip to be read on a TV news show. Use four of the spelling words in your report.**

---

---

---

---

---

---

---

---

---

---

Name \_\_\_\_\_

Look at the words in each set below. One word in each set is spelled correctly. Use a pencil to fill in the circle next to the correct word. Before you begin, look at the sample set of words. Sample A has been done for you. Do Sample B by yourself. When you are sure you know what to do, you may go on with the rest of the page.

## Sample A:

- (A) bowe
- (B) boow
- (C) bow
- (D) boawe


## Sample B:

- (A) boat
- (F) bote
- (G) boht
- (H) bott

- |   |                                     |                                     |  |
|---|-------------------------------------|-------------------------------------|--|
| 1. <input checked="" type="radio"/> (A) chose | 6. <input type="radio"/> (E) gole   | 11. <input type="radio"/> (A) moll  | 16. <input type="radio"/> (E) shadoe   |
| <input type="radio"/> (B) choase              | <input type="radio"/> (F) goal      | <input type="radio"/> (B) moal      | <input type="radio"/> (F) shadow       |
| <input type="radio"/> (C) chowse              | <input type="radio"/> (G) goel      | <input type="radio"/> (C) mole      | <input type="radio"/> (G) shadoaw      |
| <input type="radio"/> (D) choaze              | <input type="radio"/> (H) gowl      | <input type="radio"/> (D) mowl      | <input type="radio"/> (H) shadowe      |
| 2. <input type="radio"/> (E) quote            | 7. <input type="radio"/> (A) blown  | 12. <input type="radio"/> (E) mold  | 17. <input type="radio"/> (A) roasting |
| <input type="radio"/> (F) quoa                | <input type="radio"/> (B) bloan     | <input type="radio"/> (F) mowled    | <input type="radio"/> (B) roasting     |
| <input type="radio"/> (G) quowte              | <input type="radio"/> (C) blone     | <input type="radio"/> (G) molde     | <input type="radio"/> (C) rowsting     |
| <input type="radio"/> (H) qoute               | <input type="radio"/> (D) blon      | <input type="radio"/> (H) moaled    | <input type="radio"/> (D) rosteing     |
| 3. <input type="radio"/> (A) stoave           | 8. <input type="radio"/> (E) boalt  | 13. <input type="radio"/> (A) loer  | 18. <input type="radio"/> (E) stole    |
| <input type="radio"/> (B) stowve              | <input type="radio"/> (F) bowlt     | <input type="radio"/> (B) loaer     | <input type="radio"/> (F) stoal        |
| <input type="radio"/> (C) stov                | <input type="radio"/> (G) bolet     | <input type="radio"/> (C) loauer    | <input type="radio"/> (G) stowl        |
| <input type="radio"/> (D) stove               | <input type="radio"/> (H) bolt      | <input type="radio"/> (D) lower     | <input type="radio"/> (H) stol         |
| 4. <input type="radio"/> (E) stown            | 9. <input type="radio"/> (A) tole   | 14. <input type="radio"/> (E) sowl  | 19. <input type="radio"/> (A) fowm     |
| <input type="radio"/> (F) stone               | <input type="radio"/> (B) toll      | <input type="radio"/> (F) soal      | <input type="radio"/> (B) foam         |
| <input type="radio"/> (G) stoan               | <input type="radio"/> (C) toal      | <input type="radio"/> (G) soale     | <input type="radio"/> (C) fome         |
| <input type="radio"/> (H) stoen               | <input type="radio"/> (D) towl      | <input type="radio"/> (H) sole      | <input type="radio"/> (D) fomme        |
| 5. <input type="radio"/> (A) folled           | 10. <input type="radio"/> (E) floaw | 15. <input type="radio"/> (A) grone | 20. <input type="radio"/> (E) mowse    |
| <input type="radio"/> (B) foaled              | <input type="radio"/> (F) floa      | <input type="radio"/> (B) growne    | <input type="radio"/> (F) moase        |
| <input type="radio"/> (C) fold                | <input type="radio"/> (G) flow      | <input type="radio"/> (C) groan     | <input type="radio"/> (G) mose         |
| <input type="radio"/> (D) fowld               | <input type="radio"/> (H) flo       | <input type="radio"/> (D) groane    | <input type="radio"/> (H) mows         |

Name \_\_\_\_\_

**Fold back the paper along the dotted line. Use the blanks to write each word as it is read aloud. When you finish the test, unfold the paper. Use the list at the right to correct any spelling mistakes.**



- |                                  |               |
|----------------------------------|---------------|
| 1. _____                         | 1. unblock    |
| 2. _____                         | 2. unload     |
| 3. _____                         | 3. relearn    |
| 4. _____                         | 4. rewind     |
| 5. _____                         | 5. incorrect  |
| 6. _____                         | 6. overheat   |
| 7. _____                         | 7. preplan    |
| 8. _____                         | 8. unborn     |
| 9. _____                         | 9. unlock     |
| 10. _____                        | 10. resell    |
| 11. _____                        | 11. imperfect |
| 12. _____                        | 12. illegal   |
| 13. _____                        | 13. subway    |
| 14. _____                        | 14. supersize |
| 15. _____                        | 15. unchain   |
| 16. _____                        | 16. recall    |
| 17. _____                        | 17. rewash    |
| 18. _____                        | 18. indirect  |
| 19. _____                        | 19. overact   |
| 20. _____                        | 20. premix    |
| <b>Review Words</b> 21. _____    | 21. stone     |
| 22. _____                        | 22. grown     |
| 23. _____                        | 23. lower     |
| <b>Challenge Words</b> 24. _____ | 24. interact  |
| 25. _____                        | 25. transmit  |

Name \_\_\_\_\_

unblock	overact	rewind	imperfect	preplan
supersize	unborn	unchain	unload	resell
rewash	relearn	premix	illegal	unlock
indirect	subway	recall	overheat	incorrect

**Using the Word Study Steps**

- LOOK at the word.
- SAY the word aloud.
- STUDY the letters in the word.
- WRITE the word.
- CHECK the word.  
Did you spell the word right?  
If not, go back to step 1.

**Add the Missing Prefix**

Choose a prefix from the box below to add to each base word. Then write the spelling word you made. You may use a prefix more than once.

un- re- im- in- il- over- sub- pre- super-

- \_\_\_\_\_ size \_\_\_\_\_
- \_\_\_\_\_ block \_\_\_\_\_
- \_\_\_\_\_ learn \_\_\_\_\_
- \_\_\_\_\_ heat \_\_\_\_\_
- \_\_\_\_\_ correct \_\_\_\_\_
- \_\_\_\_\_ perfect \_\_\_\_\_
- \_\_\_\_\_ way \_\_\_\_\_
- \_\_\_\_\_ legal \_\_\_\_\_
- \_\_\_\_\_ mix \_\_\_\_\_
- \_\_\_\_\_ chain \_\_\_\_\_
- \_\_\_\_\_ wind \_\_\_\_\_
- \_\_\_\_\_ act \_\_\_\_\_



Name \_\_\_\_\_

unblock	overact	rewind	imperfect	preplan
supersize	unborn	unchain	unload	resell
rewash	relearn	premix	illegal	unlock
indirect	subway	recall	overheat	incorrect

**Prefix Power**

Write the spelling words that contain the prefixes below.

***un-***

1. \_\_\_\_\_
2. \_\_\_\_\_
3. \_\_\_\_\_
4. \_\_\_\_\_
5. \_\_\_\_\_

***re-***

6. \_\_\_\_\_
7. \_\_\_\_\_
8. \_\_\_\_\_
9. \_\_\_\_\_
10. \_\_\_\_\_

***im-***

11. \_\_\_\_\_

***in-***

12. \_\_\_\_\_
13. \_\_\_\_\_

***il-***

14. \_\_\_\_\_

***over-***

15. \_\_\_\_\_
16. \_\_\_\_\_

***sub-***

17. \_\_\_\_\_

***pre-***

18. \_\_\_\_\_
19. \_\_\_\_\_

***super-***

20. \_\_\_\_\_

Name \_\_\_\_\_

unblock	overact	rewind	imperfect	preplan
supersize	unborn	unchain	unload	resell
rewash	relearn	premix	illegal	unlock
indirect	subway	recall	overheat	incorrect

**A. Words in Sentences****Write a spelling word to complete each sentence.**

1. Do you \_\_\_\_\_ learning about civil rights?
2. It can be helpful to \_\_\_\_\_ some of the facts each year.
3. It is \_\_\_\_\_ to take away a person's civil rights.
4. Civil rights laws \_\_\_\_\_ people's road to success.
5. The laws \_\_\_\_\_ doors that lead to good jobs.
6. They help make \_\_\_\_\_ situations better.
7. I'm glad we can't \_\_\_\_\_ history to a time without civil rights.
8. It would be \_\_\_\_\_ to think that all civil rights issues have been solved.

**B. What Does It Mean?****Write the spelling word that matches each meaning.**

- |                              |                                 |
|------------------------------|---------------------------------|
| 9. not born _____            | 15. make too big _____          |
| 10. plan ahead of time _____ | 16. not direct _____            |
| 11. heat too much _____      | 17. opposite of load _____      |
| 12. underground train _____  | 18. wash again _____            |
| 13. sell again _____         | 19. take the chain<br>off _____ |
| 14. mix before _____         | 20. act too much _____          |

Name \_\_\_\_\_

**A. Proofreading**

**There are six spelling mistakes in the story below. Circle the misspelled words. Write the words correctly on the lines below.**

“It’s so hot I think I’m going to overheet!” Elena said to Keisha. “Let’s take the subway instead of walking.” “It will be my first time,” Keisha said. “You’ll have to show me what to do.”

“It’s easy,” Elena said. “First we buy tickets. Then we need to make sure we get on the right train so we don’t go to the uncorrect place. When the train arrives, the doors will inlock. We have to wait for the people who were riding to unlode. Then we can get on.”

When the girls were on the train, Keisha gave her seat to a man with a hurt leg. She had sprained her ankle a few months ago and could recal how painful it was to stand. Elena smiled at her friend. “It looks like you already know the most important part—treating others with kindness and respect,” she said.

1. \_\_\_\_\_ 3. \_\_\_\_\_ 5. \_\_\_\_\_

2. \_\_\_\_\_ 4. \_\_\_\_\_ 6. \_\_\_\_\_

**B. Writing Activity**

**Write a story about a time when you treated someone else with kindness. Use at least three spelling words in your paragraph.**

---



---



---



---

Name \_\_\_\_\_

Look at the words in each set below. One word in each set is spelled correctly. Use a pencil to fill in the circle next to the correct word. Before you begin, look at the sample set of words. Sample A has been done for you. Do Sample B by yourself. When you are sure you know what to do, you may go on with the rest of the page.

## Sample A:

- Ⓐ retry
- Ⓑ ritry
- Ⓒ rietry
- Ⓓ retrie


## Sample B:

- Ⓔ priepay
- Ⓕ preepay
- Ⓖ prepay
- Ⓗ preapay

- |                |               |                 |                 |
|----------------|---------------|-----------------|-----------------|
| 1. Ⓐ subway    | 6. Ⓔ unchane  | 11. Ⓐ overack   | 16. Ⓔ ohverheat |
| Ⓑ subway       | Ⓕ unchayn     | Ⓑ overackt      | Ⓕ overheate     |
| Ⓒ subeway      | Ⓖ unchan      | Ⓒ overact       | Ⓖ overhete      |
| Ⓓ subwaye      | Ⓗ unchain     | Ⓓ ovirackt      | Ⓗ ovirheat      |
| 2. Ⓔ uhnblock  | 7. Ⓐ priplan  | 12. Ⓔ ricall    | 17. Ⓐ premix    |
| Ⓕ unbloc       | Ⓑ perplan     | Ⓕ recal         | Ⓑ premicks      |
| Ⓖ unblock      | Ⓒ preplan     | Ⓖ riecall       | Ⓒ permix        |
| Ⓗ uhnbloc      | Ⓓ preeplan    | Ⓗ recall        | Ⓓ permicks      |
| 3. Ⓐ ilegal    | 8. Ⓔ indurect | 13. Ⓐ unbron    | 18. Ⓔ imcorrekt |
| Ⓑ ilegle       | Ⓕ indirect    | Ⓑ unborn        | Ⓕ incorrect     |
| Ⓒ illegle      | Ⓖ indireckt   | Ⓒ unborne       | Ⓖ incorrect     |
| Ⓓ illegal      | Ⓗ indrect     | Ⓓ unbon         | Ⓗ imcorrect     |
| 4. Ⓔ resell    | 9. Ⓐ riwach   | 14. Ⓔ rewind    | 19. Ⓐ unlode    |
| Ⓕ ricell       | Ⓑ rewaush     | Ⓕ rewinde       | Ⓑ unloade       |
| Ⓖ riesell      | Ⓒ riwash      | Ⓖ riwind        | Ⓒ unlod         |
| Ⓗ risell       | Ⓓ rewash      | Ⓗ riwhind       | Ⓓ unload        |
| 5. Ⓐ imperfect | 10. Ⓔ unlock  | 15. Ⓐ suprasize | 20. Ⓔ rilearn   |
| Ⓑ imperfict    | Ⓕ uhnlock     | Ⓑ supperize     | Ⓕ relearn       |
| Ⓒ inperfect    | Ⓖ uhnlok      | Ⓒ superseyes    | Ⓖ ruhlearn      |
| Ⓓ inperfict    | Ⓗ inlok       | Ⓓ supersize     | Ⓗ relern        |

Name \_\_\_\_\_

**Fold back the paper along the dotted line. Use the blanks to write each word as it is read aloud. When you finish the test, unfold the paper. Use the list at the right to correct any spelling mistakes.**



- |                                  |               |
|----------------------------------|---------------|
| 1. _____                         | 1. choose     |
| 2. _____                         | 2. kitchen    |
| 3. _____                         | 3. touch      |
| 4. _____                         | 4. chance     |
| 5. _____                         | 5. sketched   |
| 6. _____                         | 6. ketchup    |
| 7. _____                         | 7. snatch     |
| 8. _____                         | 8. stretching |
| 9. _____                         | 9. pitcher    |
| 10. _____                        | 10. chef      |
| 11. _____                        | 11. rush      |
| 12. _____                        | 12. thirty    |
| 13. _____                        | 13. northern  |
| 14. _____                        | 14. graph     |
| 15. _____                        | 15. photo     |
| 16. _____                        | 16. whole     |
| 17. _____                        | 17. fifth     |
| 18. _____                        | 18. headphone |
| 19. _____                        | 19. whirl     |
| 20. _____                        | 20. width     |
| <b>Review Words</b> 21. _____    | 21. unload    |
| 22. _____                        | 22. relearn   |
| 23. _____                        | 23. subway    |
| <b>Challenge Words</b> 24. _____ | 24. theater   |
| 25. _____                        | 25. chemical  |

Name \_\_\_\_\_

choose	whole	photo	touch	chance
rush	kitchen	whirl	sketched	ketchup
thirty	northern	fifth	width	headphone
graph	snatch	chef	pitcher	stretching

**Using the Word Study Steps**

1. LOOK at the word.
2. SAY the word aloud.
3. STUDY the letters in the word.
4. WRITE the word.
5. CHECK the word.  
Did you spell the word right?  
If not, go back to step 1.

**Find Rhyming Words****Circle the word in each row that rhymes with the word in dark type.**

- |                   |          |         |
|-------------------|----------|---------|
| 1. <b>much</b>    | match    | touch   |
| 2. <b>crush</b>   | rush     | shirt   |
| 3. <b>catch</b>   | snatch   | shaped  |
| 4. <b>girl</b>    | grass    | whirl   |
| 5. <b>dirty</b>   | thirty   | shutter |
| 6. <b>dance</b>   | mince    | chance  |
| 7. <b>mole</b>    | paint    | whole   |
| 8. <b>fetched</b> | sketched | wrench  |
| 9. <b>lose</b>    | choose   | lost    |
| 10. <b>batch</b>  | snitch   | snatch  |
| 11. <b>march</b>  | arch     | pitcher |
| 12. <b>pant</b>   | chant    | fifth   |
| 13. <b>laugh</b>  | graph    | rough   |
| 14. <b>disk</b>   | width    | whisk   |
| 15. <b>head</b>   | kitchen  | shed    |

Name \_\_\_\_\_

choose	whole	photo	touch	chance
rush	kitchen	whirl	sketched	ketchup
thirty	northern	fifth	width	headphone
graph	snatch	chef	pitcher	stretching

**A. Digraph Power**

Write the spelling words that contain the digraphs.

**ch**

1. \_\_\_\_\_
2. \_\_\_\_\_
3. \_\_\_\_\_
4. \_\_\_\_\_

**th**

12. \_\_\_\_\_
13. \_\_\_\_\_
14. \_\_\_\_\_
15. \_\_\_\_\_

**tch**

5. \_\_\_\_\_
6. \_\_\_\_\_
7. \_\_\_\_\_
8. \_\_\_\_\_
9. \_\_\_\_\_
10. \_\_\_\_\_

**ph**

16. \_\_\_\_\_
17. \_\_\_\_\_
18. \_\_\_\_\_

**wh**

19. \_\_\_\_\_
20. \_\_\_\_\_

**sh**

11. \_\_\_\_\_

Name \_\_\_\_\_

choose	whole	photo	touch	chance
rush	kitchen	whirl	sketched	ketchup
thirty	northern	fifth	width	headphone
graph	snatch	chef	pitcher	stretching

**A. It Takes Three****Write the spelling word that belongs with the other two words.**

1. bedroom, den, \_\_\_\_\_
2. mustard, mayonnaise, \_\_\_\_\_
3. waiter, busboy, \_\_\_\_\_
4. ten, twenty, \_\_\_\_\_
5. southern, eastern, \_\_\_\_\_
6. third, fourth, \_\_\_\_\_
7. music, radio, \_\_\_\_\_
8. length, depth, \_\_\_\_\_

**B. Words in Sentences****Write a spelling word to complete each sentence.**

9. My sister and I \_\_\_\_\_ to be athletes.
10. We practice our sports every \_\_\_\_\_ we get.
11. I begin every day by \_\_\_\_\_ my muscles.
12. Sometimes I bend and \_\_\_\_\_ my toes.
13. I try to stretch all the muscles in my \_\_\_\_\_ body.
14. On weekends, I \_\_\_\_\_ to the track and run laps.
15. My sister is a softball \_\_\_\_\_.
16. She likes to \_\_\_\_\_ the ball up in her glove.
17. Then she will \_\_\_\_\_ her arm around.
18. I \_\_\_\_\_ this drawing of her getting ready to pitch.
19. Once she made a \_\_\_\_\_ of all her strikeouts in a game.
20. Here's a \_\_\_\_\_ that shows her winning a trophy.



Name \_\_\_\_\_

**A. There are nine spelling mistakes in the letter below. Circle the misspelled words. Write the words correctly on the lines below.**

Dear Jonella,

Thanks for your letter and the foto. I wish I had a chanc to see a baseball game with you. It sounds like that Mario is quite a pither.

I went to my fith baseball game last weekend with my school's marching band—all thirty of us! Our seats were up in the upper balcony. Mr. Ines called them the "cheap seats." It was loud up there, but I was in no rushe to leave. We all chanted for our favorite players.

In between innings, we bought some hot dogs. I like mine loaded with onions and ketcup. In the end, our team didn't win. The hwole experience was still really fun, but I admit that I would chuse to watch a basketball game any day. That's still my favorite sport!

Your friend,  
Jim

- |          |          |          |
|----------|----------|----------|
| 1. _____ | 4. _____ | 7. _____ |
| 2. _____ | 5. _____ | 8. _____ |
| 3. _____ | 6. _____ | 9. _____ |

**Writing Activity****B. Suppose you just went to a sporting event. Write a letter to a friend describing the day. Use four spelling words in your writing.**


---



---



---



---



---

Name \_\_\_\_\_

Look at the words in each set below. One word in each set is spelled correctly. Use a pencil to fill in the circle next to the correct word. Before you begin, look at the sample set of words. Sample A has been done for you. Do Sample B by yourself. When you are sure you know what to do, you may go on with the rest of the page.

## Sample A:

- (A) peche
- (B) peash
- (C) peach
- (D) peshe


## Sample B:

- (E) walle
- (F) whale
- (G) whail
- (H) whall

- |  |                                      |  |  |
|--|--------------------------------------|--|--|
| 1. <input checked="" type="radio"/> (A) shooze | 6. <input type="radio"/> (E) kethup  | 11. <input type="radio"/> (A) hedphone | 16. <input type="radio"/> (E) widph      |
| <input type="radio"/> (B) chooze               | <input type="radio"/> (F) kechup     | <input type="radio"/> (B) headphone    | <input type="radio"/> (F) width          |
| <input type="radio"/> (C) shoose               | <input type="radio"/> (G) ketshup    | <input type="radio"/> (C) headfone     | <input type="radio"/> (G) whidth         |
| <input type="radio"/> (D) choose               | <input type="radio"/> (H) ketchup    | <input type="radio"/> (D) hedfone      | <input type="radio"/> (H) whith          |
| 2. <input type="radio"/> (E) fith              | 7. <input type="radio"/> (A) tuch    | 12. <input type="radio"/> (E) kishen   | 17. <input type="radio"/> (A) sketched   |
| <input type="radio"/> (F) fith                 | <input type="radio"/> (B) touch      | <input type="radio"/> (F) kitshen      | <input type="radio"/> (B) scetched       |
| <input type="radio"/> (G) fifph                | <input type="radio"/> (C) tutch      | <input type="radio"/> (G) kichen       | <input type="radio"/> (C) skeched        |
| <input type="radio"/> (H) fipth                | <input type="radio"/> (D) toutch     | <input type="radio"/> (H) kitchen      | <input type="radio"/> (D) sceched        |
| 3. <input type="radio"/> (A) ruch              | 8. <input type="radio"/> (E) northen | 13. <input type="radio"/> (A) chance   | 18. <input type="radio"/> (E) sheph      |
| <input type="radio"/> (B) rusth                | <input type="radio"/> (F) northern   | <input type="radio"/> (B) shance       | <input type="radio"/> (F) shef           |
| <input type="radio"/> (C) rush                 | <input type="radio"/> (G) norhern    | <input type="radio"/> (C) shanse       | <input type="radio"/> (G) chef           |
| <input type="radio"/> (D) rutch                | <input type="radio"/> (H) norten     | <input type="radio"/> (D) chanse       | <input type="radio"/> (H) cheph          |
| 4. <input type="radio"/> (E) graff             | 9. <input type="radio"/> (A) photo   | 14. <input type="radio"/> (E) thurty   | 19. <input type="radio"/> (A) snatch     |
| <input type="radio"/> (F) graph                | <input type="radio"/> (B) foto       | <input type="radio"/> (F) therty       | <input type="radio"/> (B) snatch         |
| <input type="radio"/> (G) grath                | <input type="radio"/> (C) photoe     | <input type="radio"/> (G) thirty       | <input type="radio"/> (C) snatsh         |
| <input type="radio"/> (H) grash                | <input type="radio"/> (D) fotoe      | <input type="radio"/> (H) thearty      | <input type="radio"/> (D) snash          |
| 5. <input type="radio"/> (A) whirl             | 10. <input type="radio"/> (E) wolle  | 15. <input type="radio"/> (A) pitshur  | 20. <input type="radio"/> (E) streaching |
| <input type="radio"/> (B) wirl                 | <input type="radio"/> (F) wole       | <input type="radio"/> (B) picher       | <input type="radio"/> (F) streatching    |
| <input type="radio"/> (C) hwirl                | <input type="radio"/> (G) whole      | <input type="radio"/> (C) pitsher      | <input type="radio"/> (G) streching      |
| <input type="radio"/> (D) hirl                 | <input type="radio"/> (H) wholle     | <input type="radio"/> (D) pitcher      | <input type="radio"/> (H) stretching     |

Name \_\_\_\_\_

**Fold back the paper along the dotted line. Use the blanks to write each word as it is read aloud. When you finish the test, unfold the paper. Use the list at the right to correct any spelling mistakes.**



- |                                  |                |
|----------------------------------|----------------|
| 1. _____                         | 1. shred       |
| 2. _____                         | 2. through     |
| 3. _____                         | 3. sprout      |
| 4. _____                         | 4. sprawl      |
| 5. _____                         | 5. split       |
| 6. _____                         | 6. throb       |
| 7. _____                         | 7. throat      |
| 8. _____                         | 8. shrink      |
| 9. _____                         | 9. screw       |
| 10. _____                        | 10. shrimp     |
| 11. _____                        | 11. screech    |
| 12. _____                        | 12. straighten |
| 13. _____                        | 13. sprang     |
| 14. _____                        | 14. shriek     |
| 15. _____                        | 15. splashing  |
| 16. _____                        | 16. straps     |
| 17. _____                        | 17. strand     |
| 18. _____                        | 18. script     |
| 19. _____                        | 19. thrill     |
| 20. _____                        | 20. throne     |
| <b>Review Words</b> 21. _____    | 21. choose     |
| 22. _____                        | 22. photo      |
| 23. _____                        | 23. whole      |
| <b>Challenge Words</b> 24. _____ | 24. threaten   |
| 25. _____                        | 25. strictly   |

Name \_\_\_\_\_

shred	split	screw	sprang	throne
through	throb	shrimp	shriek	strand
sprout	throat	screech	splashing	script
sprawl	shrink	straighten	straps	thrill

**Using the Word Study Steps**

1. LOOK at the word.
2. SAY the word aloud.
3. STUDY the letters in the word.
4. WRITE the word.
5. CHECK the word.  
Did you spell the word right?  
If not, go back to step 1.

**Find and Circle**

**Find and circle the hidden spelling words.**

A	T	F	E	G	S	C	R	E	E	C	H
S	H	R	E	D	C	S	H	R	I	E	K
P	R	Q	S	P	R	O	U	T	W	P	O
L	O	Z	C	V	E	S	H	R	I	M	P
A	B	S	S	L	W	T	H	R	I	L	L
S	O	T	H	R	O	U	G	H	M	S	U
H	S	R	R	T	H	R	O	N	E	T	T
I	C	A	I	T	H	R	O	A	T	R	J
N	R	P	N	S	P	L	I	T	E	A	K
G	I	S	K	A	A	S	P	R	A	N	G
M	P	N	S	P	R	A	W	L	X	D	M
S	T	R	A	I	G	H	T	E	N	K	I

Name \_\_\_\_\_

shred	split	screw	sprang	throne
through	throb	shrimp	shriek	strand
sprout	throat	screech	splashing	script
sprawl	shrink	straighten	straps	thrill

**A. Pattern Power**

Write the spelling words with these spelling patterns.

**words beginning with *shr***

1. \_\_\_\_\_
2. \_\_\_\_\_
3. \_\_\_\_\_
4. \_\_\_\_\_

**words beginning with *thr***

5. \_\_\_\_\_
6. \_\_\_\_\_
7. \_\_\_\_\_
8. \_\_\_\_\_
9. \_\_\_\_\_

**words beginning in *spr***

10. \_\_\_\_\_
11. \_\_\_\_\_
12. \_\_\_\_\_

**words beginning in *scr***

13. \_\_\_\_\_
14. \_\_\_\_\_
15. \_\_\_\_\_

**words beginning in *str***

16. \_\_\_\_\_
17. \_\_\_\_\_
18. \_\_\_\_\_

**words beginning in *spl***

19. \_\_\_\_\_
20. \_\_\_\_\_

**Rhyme Time**

Write the spelling word that rhymes with each word.

- |                 |                  |
|-----------------|------------------|
| 21. crawl _____ | 24. grown _____  |
| 22. creek _____ | 25. preach _____ |
| 23. mob _____   | 26. pill _____   |

Name \_\_\_\_\_

shred	split	screw	sprang	throne
through	throb	shrimp	shriek	strand
sprout	throat	screech	splashing	script
sprawl	shrink	straighten	straps	thrill

**A. Finish the Word**

Write the missing letters to correctly complete the words in the sentences.

Many farmers in the Chinese village raise **1.** shr \_\_\_\_\_. They raise them in large, shallow pools of water. Water runs **2.** thr \_\_\_\_\_ all of them. No weeds are allowed to **3.** spr \_\_\_\_\_. Sometimes a gull will fly overhead and **4.** scr \_\_\_\_\_. Then everyone will run outside to scare the gull away.

It is quite a **5.** thr \_\_\_\_\_ to watch the farmers harvest the shrimp. They use nets. One walks down the middle of the pool to **6.** spl \_\_\_\_\_ it in half. As the net gets smaller and smaller, the shrimp strain to get out, but they are caught. When the farmers lift the net out of the water, there is much **7.** spl \_\_\_\_\_. The net will **8.** thr \_\_\_\_\_ with shrimp. The farmers dump their catch in buckets and carry them away with **9.** str \_\_\_\_\_ over their shoulders.

**B. Word Groups**

Write the spelling word that belongs in each group.

**10.** chair, seat, \_\_\_\_\_

**11.** expand, stretch, \_\_\_\_\_

**12.** tack, nail, \_\_\_\_\_

**13.** cut, divide, \_\_\_\_\_

**14.** rip, tear, \_\_\_\_\_

Name \_\_\_\_\_

**A. There are five spelling mistakes in this short story about Lei. Circle the misspelled words. Write the words correctly on the lines below.**

Lei jumped rope with the girls at school. She played with her friends after school. She studied hard like her parents told her to. Lei was like other girls in most every way. But Lei had something no one else had—her grandmother’s pink pearl necklace. Lei liked to wear the necklace around her throte on special days.

Lei received the pearl necklace when she was 11. The pearl was very old and special. It was a pearl that was worn by a princess in the ancient Chinese dynasties. It gave Lei such a threel to wear it.

One day, Lei was jumping rope at a party. All of a sudden, the shrand of pearls broke. The pearls flew off Lei’s neck and scattered on the ground. Lei let out a shreak as she spraing to the ground to pick up the pearls. Her father saw what happened and helped Lei pick up the pearls. From then on, Lei was more careful with her necklace.

1. \_\_\_\_\_      3. \_\_\_\_\_      5. \_\_\_\_\_  
 2. \_\_\_\_\_      4. \_\_\_\_\_

**B. Writing Activity**

**Imagine that you are a prince or princess of an ancient Chinese dynasty. You have just received a pearl necklace like Lei’s. Write a short story about what you would do with such a special necklace. Use at least four spelling words in your story.**

---



---



---



---



---

Name \_\_\_\_\_

Look at the words in each set below. One word in each set is spelled correctly. Use a pencil to fill in the circle next to the correct word. Before you begin, look at the sample set of words. Sample A has been done for you. Do Sample B by yourself. When you are sure you know what to do, you may go on with the rest of the page.

## Sample A:

- Ⓐ throw
- Ⓑ throo
- Ⓒ thro
- Ⓓ throu

## Sample B:

- Ⓔ skrach
- Ⓕ skratch
- Ⓖ scratch
- Ⓗ scrach

- |              |               |                 |               |
|--------------|---------------|-----------------|---------------|
| 1. Ⓐ schred  | 6. Ⓔ throbb   | 11. Ⓐ skreach   | 16. Ⓔ strapps |
| Ⓑ shred      | Ⓕ throbb      | Ⓑ screche       | Ⓕ strapz      |
| Ⓒ shread     | Ⓖ throub      | Ⓒ screech       | Ⓖ straps      |
| Ⓓ schread    | Ⓗ throbb      | Ⓓ skreech       | Ⓗ strappz     |
| 2. Ⓔ through | 7. Ⓐ throte   | 12. Ⓔ straiten  | 17. Ⓐ throne  |
| Ⓕ throu      | Ⓑ throate     | Ⓕ straten       | Ⓑ throen      |
| Ⓖ threwe     | Ⓒ throat      | Ⓖ straighten    | Ⓒ throan      |
| Ⓗ throughe   | Ⓓ throet      | Ⓗ straitin      | Ⓓ thron       |
| 3. Ⓐ sprowt  | 8. Ⓔ shrink   | 13. Ⓐ sprange   | 18. Ⓔ strande |
| Ⓑ sprout     | Ⓕ shrinck     | Ⓑ spraing       | Ⓕ schtrand    |
| Ⓒ sprot      | Ⓖ shrinke     | Ⓒ sprang        | Ⓖ stranned    |
| Ⓓ spruot     | Ⓗ shrenk      | Ⓓ spreang       | Ⓗ strand      |
| 4. Ⓔ sprall  | 9. Ⓐ scrue    | 14. Ⓔ schreik   | 19. Ⓐ script  |
| Ⓕ spraul     | Ⓑ skrew       | Ⓕ shreek        | Ⓑ skript      |
| Ⓖ sprawle    | Ⓒ screw       | Ⓖ schriek       | Ⓒ schript     |
| Ⓗ sprawl     | Ⓓ skroo       | Ⓗ shriek        | Ⓓ scripped    |
| 5. Ⓐ splitt  | 10. Ⓔ schrimp | 15. Ⓐ splaching | 20. Ⓔ trhill  |
| Ⓑ splet      | Ⓕ shrimp      | Ⓑ splasching    | Ⓕ thrill      |
| Ⓒ splitte    | Ⓖ shremp      | Ⓒ splashene     | Ⓖ thrille     |
| Ⓓ split      | Ⓗ schremp     | Ⓓ splashing     | Ⓗ thrile      |




# Practice

Spelling:  
r-Controlled Vowels  
*ar, or*

Name \_\_\_\_\_

Fold back the paper along the dotted line. Use the blanks to write each word as it is read aloud. When you finish the test, unfold the paper. Use the list at the right to correct any spelling mistakes.



- |                                  |              |
|----------------------------------|--------------|
| 1. _____                         | 1. door      |
| 2. _____                         | 2. dart      |
| 3. _____                         | 3. fort      |
| 4. _____                         | 4. morning   |
| 5. _____                         | 5. carpet    |
| 6. _____                         | 6. ford      |
| 7. _____                         | 7. core      |
| 8. _____                         | 8. cord      |
| 9. _____                         | 9. spark     |
| 10. _____                        | 10. award    |
| 11. _____                        | 11. smart    |
| 12. _____                        | 12. charge   |
| 13. _____                        | 13. worn     |
| 14. _____                        | 14. argue    |
| 15. _____                        | 15. stormy   |
| 16. _____                        | 16. bore     |
| 17. _____                        | 17. guard    |
| 18. _____                        | 18. ward     |
| 19. _____                        | 19. warp     |
| 20. _____                        | 20. backyard |
| <b>Review Words</b> 21. _____    | 21. screech  |
| 22. _____                        | 22. shrimp   |
| 23. _____                        | 23. throat   |
| <b>Challenge Words</b> 24. _____ | 24. charcoal |
| 25. _____                        | 25. forecast |

Name \_\_\_\_\_

ford	guard	door	carpet	stormy
spark	smart	bore	cord	ward
charge	worn	dart	fort	backyard
morning	carpet	award	argue	warp

**Using the Word Study Steps**

- LOOK at the word.
- SAY the word aloud.
- STUDY the letters in the word.
- WRITE the word.
- CHECK the word.  
Did you spell the word right?  
If not, go back to step 1.

**Find Rhyming Words**

Circle the word in each row that rhymes with the spelling word on the left.

- |                    |          |          |
|--------------------|----------|----------|
| 1. <b>ford</b>     | sword    | dollar   |
| 2. <b>fort</b>     | tart     | short    |
| 3. <b>bore</b>     | chore    | bear     |
| 4. <b>charge</b>   | large    | chart    |
| 5. <b>ward</b>     | reward   | tomorrow |
| 6. <b>award</b>    | wart     | forward  |
| 7. <b>cord</b>     | afford   | cable    |
| 8. <b>guard</b>    | snared   | scarred  |
| 9. <b>core</b>     | store    | care     |
| 10. <b>dart</b>    | charred  | start    |
| 11. <b>worn</b>    | horn     | word     |
| 12. <b>morning</b> | scorning | evening  |
| 13. <b>smart</b>   | cart     | poured   |
| 14. <b>spark</b>   | spook    | lark     |
| 15. <b>door</b>    | deer     | floor    |

Name \_\_\_\_\_

ford	guard	door	carpet	stormy
spark	smart	bore	cord	ward
charge	worn	dart	fort	backyard
morning	carpet	award	argue	warp

**Pattern Power**

Write the spelling words with each of these spelling patterns.

**words with *-or***

- |          |          |          |
|----------|----------|----------|
| 1. _____ | 4. _____ | 7. _____ |
| 2. _____ | 5. _____ | 8. _____ |
| 3. _____ | 6. _____ |          |

**words with *-ar***

- |           |           |
|-----------|-----------|
| 9. _____  | 15. _____ |
| 10. _____ | 16. _____ |
| 11. _____ | 17. _____ |
| 12. _____ | 18. _____ |
| 13. _____ | 19. _____ |
| 14. _____ | 20. _____ |

**All in Order**

Write the following words in alphabetical order: ward, fort, cord, stormy, backyard, guard, carpet, dart, smart, morning.

- |           |           |
|-----------|-----------|
| 21. _____ | 26. _____ |
| 22. _____ | 27. _____ |
| 23. _____ | 28. _____ |
| 24. _____ | 29. _____ |
| 25. _____ | 30. _____ |

Name \_\_\_\_\_

ford	guard	door	carpet	stormy
spark	smart	bore	cord	ward
charge	worn	dart	fort	backyard
morning	carpet	award	argue	warp

**What's the Word?**

Write the spelling words that match the clues below.

- |                 |       |                  |       |
|-----------------|-------|------------------|-------|
| 1. rug          | _____ | 7. dull          | _____ |
| 2. rope         | _____ | 8. win           | _____ |
| 3. to bend      | _____ | 9. fight         | _____ |
| 4. area behind  | _____ | 10. wake up      | _____ |
| a house         |       | 11. static       | _____ |
| 5. for soldiers | _____ | 12. on the floor | _____ |
| 6. protects     | _____ |                  |       |

**What's the Word?**

Complete each sentence below with a spelling word.

13. You must be very \_\_\_\_\_ to be an inventor.
14. I heard a knock on the \_\_\_\_\_.
15. Ben Frankiln researched electricity on a rainy and \_\_\_\_\_ night.
16. The doctors treat the patients in the hospital \_\_\_\_\_.
17. These shoes are \_\_\_\_\_ out.
18. Try to throw the \_\_\_\_\_ at the bull's eye.
19. He felt an electric \_\_\_\_\_ during the storm.
20. How did he cross the \_\_\_\_\_ of the river?

Name \_\_\_\_\_

**A. There are six spelling mistakes in these paragraphs. Circle the misspelled words. Write the words correctly on the lines below.**

Early in the mourning, Ben Franklin had a good feeling. He could tell it was going to be a starmy day and he needed lightning to test his idea. Ben was so excited he didn't even change his clothes. He just wore the same clothes he had warn yesterday.

His idea was that lightning is a large spork, like the ones he would get by rubbing his feet on the corpet and touching the doar handle.

That night, he was finally ready. He tied his kite string to a key and then he flew his kite. Up it went into the windy night and soon lightning struck it. To his delight, he saw a spark jump from the key. He knew he had been right.

- |          |          |          |
|----------|----------|----------|
| 1. _____ | 3. _____ | 5. _____ |
| 2. _____ | 4. _____ | 6. _____ |

**Writing Activity**

**B. If you could interview Ben Franklin, what questions would you ask him? Write your questions on the lines below. Use four spelling words in your interview questions.**

---

---

---

---

---

---

---

---

---

---

Name \_\_\_\_\_

Look at the words in each set below. One word in each set is spelled correctly. Use a pencil to fill in the circle next to the correct word. Before you begin, look at the sample set of words. Sample A has been done for you. Do Sample B by yourself. When you are sure you know what to do, you may go on with the rest of the page.

## Sample A:

- (A) sprout
- (B) sport
- (C) sporet
- (D) spart


## Sample B:

- (E) scharks
- (F) sharx
- (G) sharks
- (H) scharcks

- |  |                                    |  |  |
|--|------------------------------------|--|--|
| 1. <input checked="" type="radio"/> (A) ford | 6. <input type="radio"/> (E) smard | 11. <input type="radio"/> (A) daurt    | 16. <input type="radio"/> (E) argue    |
| <input type="radio"/> (B) phord              | <input type="radio"/> (F) smart    | <input type="radio"/> (B) darte        | <input type="radio"/> (F) argew        |
| <input type="radio"/> (C) phorde             | <input type="radio"/> (G) smarte   | <input type="radio"/> (C) daurte       | <input type="radio"/> (G) argoo        |
| <input type="radio"/> (D) forde              | <input type="radio"/> (H) smardt   | <input type="radio"/> (D) dart         | <input type="radio"/> (H) argou        |
| 2. <input type="radio"/> (E) spaurk          | 7. <input type="radio"/> (A) wourn | 12. <input type="radio"/> (E) uhward   | 17. <input type="radio"/> (A) stormy   |
| <input type="radio"/> (F) sparke             | <input type="radio"/> (B) worne    | <input type="radio"/> (F) aword        | <input type="radio"/> (B) stormie      |
| <input type="radio"/> (G) spark              | <input type="radio"/> (C) woren    | <input type="radio"/> (G) award        | <input type="radio"/> (C) stormee      |
| <input type="radio"/> (H) spaurke            | <input type="radio"/> (D) worn     | <input type="radio"/> (H) uhword       | <input type="radio"/> (D) stourmy      |
| 3. <input type="radio"/> (A) charj           | 8. <input type="radio"/> (E) core  | 13. <input type="radio"/> (A) carpette | 18. <input type="radio"/> (E) warde    |
| <input type="radio"/> (B) charg              | <input type="radio"/> (F) caur     | <input type="radio"/> (B) carpet       | <input type="radio"/> (F) worde        |
| <input type="radio"/> (C) charge             | <input type="radio"/> (G) corr     | <input type="radio"/> (C) carpit       | <input type="radio"/> (G) ward         |
| <input type="radio"/> (D) charje             | <input type="radio"/> (H) corre    | <input type="radio"/> (D) caurpet      | <input type="radio"/> (H) wourd        |
| 4. <input type="radio"/> (E) morening        | 9. <input type="radio"/> (A) dore  | 14. <input type="radio"/> (E) coured   | 19. <input type="radio"/> (A) backyart |
| <input type="radio"/> (F) morning            | <input type="radio"/> (B) dor      | <input type="radio"/> (F) corred       | <input type="radio"/> (B) backyard     |
| <input type="radio"/> (G) morneen            | <input type="radio"/> (C) doore    | <input type="radio"/> (G) coud         | <input type="radio"/> (C) bakyard      |
| <input type="radio"/> (H) mowrning           | <input type="radio"/> (D) door     | <input type="radio"/> (H) cord         | <input type="radio"/> (D) backyaurd    |
| 5. <input type="radio"/> (A) guard           | 10. <input type="radio"/> (E) bore | 15. <input type="radio"/> (A) phort    | 20. <input type="radio"/> (E) worp     |
| <input type="radio"/> (B) gard               | <input type="radio"/> (F) bour     | <input type="radio"/> (B) fortte       | <input type="radio"/> (F) warp         |
| <input type="radio"/> (C) garred             | <input type="radio"/> (G) boore    | <input type="radio"/> (C) fort         | <input type="radio"/> (G) waurp        |
| <input type="radio"/> (D) garde              | <input type="radio"/> (H) borre    | <input type="radio"/> (D) phorte       | <input type="radio"/> (H) wourp        |

Name \_\_\_\_\_

**Fold back the paper along the dotted line. Use the blanks to write each word as it is read aloud. When you finish the test, unfold the paper. Use the list at the right to correct any spelling mistakes.**



- |                                  |                 |
|----------------------------------|-----------------|
| 1. _____                         | 1. sickly       |
| 2. _____                         | 2. hardly       |
| 3. _____                         | 3. quickly      |
| 4. _____                         | 4. slowly       |
| 5. _____                         | 5. carefully    |
| 6. _____                         | 6. wonderful    |
| 7. _____                         | 7. beautiful    |
| 8. _____                         | 8. graceful     |
| 9. _____                         | 9. spoonful     |
| 10. _____                        | 10. darkness    |
| 11. _____                        | 11. shapeless   |
| 12. _____                        | 12. ageless     |
| 13. _____                        | 13. illness     |
| 14. _____                        | 14. goodness    |
| 15. _____                        | 15. spotless    |
| 16. _____                        | 16. painless    |
| 17. _____                        | 17. weakness    |
| 18. _____                        | 18. darkest     |
| 19. _____                        | 19. clearest    |
| 20. _____                        | 20. thoughtful  |
| <b>Review Words</b> 21. _____    | 21. door        |
| 22. _____                        | 22. smart       |
| 23. _____                        | 23. argue       |
| <b>Challenge Words</b> 24. _____ | 24. brilliantly |
| 25. _____                        | 25. straightest |

Name \_\_\_\_\_

sickly	darkest	beautiful	carefully	clearest
thoughtful	goodness	spotless	darkness	spoonful
illness	wonderful	slowly	shapeless	ageless
hardly	painless	weakness	graceful	quickly

**Using the Word Study Steps**

1. LOOK at the word.
2. SAY the word aloud.
3. STUDY the letters in the word.
4. WRITE the word.
5. CHECK the word.  
Did you spell the word right?  
If not, go back to step 1.

**Add the Suffix**

**Add the suffix in parentheses to the base word. Then write the spelling word. Remember to make any necessary spelling changes to the base word.**

1. beauty (-ful) \_\_\_\_\_
2. thought (-ful) \_\_\_\_\_
3. sick (-ly) \_\_\_\_\_
4. wonder (-ful) \_\_\_\_\_
5. quick (-ly) \_\_\_\_\_
6. shape (-less) \_\_\_\_\_
7. good (-ness) \_\_\_\_\_
8. spoon (-ful) \_\_\_\_\_
9. ill (-ness) \_\_\_\_\_
10. age (-less) \_\_\_\_\_
11. spot (-less) \_\_\_\_\_
12. dark (-est) \_\_\_\_\_



Name \_\_\_\_\_

sickly	darkest	beautiful	carefully	clearest
thoughtful	goodness	spotless	darkness	spoonful
illness	wonderful	slowly	shapeless	ageless
hardly	painless	weakness	graceful	quickly

**Suffix Power**

Write the spelling words that contain the suffixes below.

**-ly**

- 1. \_\_\_\_\_
- 2. \_\_\_\_\_
- 3. \_\_\_\_\_
- 4. \_\_\_\_\_
- 5. \_\_\_\_\_

**-ness**

- 14. \_\_\_\_\_
- 15. \_\_\_\_\_
- 16. \_\_\_\_\_
- 17. \_\_\_\_\_

**-ful**

- 6. \_\_\_\_\_
- 7. \_\_\_\_\_
- 8. \_\_\_\_\_
- 9. \_\_\_\_\_
- 10. \_\_\_\_\_
- 11. \_\_\_\_\_

**-less**

- 18. \_\_\_\_\_
- 19. \_\_\_\_\_
- 20. \_\_\_\_\_
- 21. \_\_\_\_\_

**-est**

- 12. \_\_\_\_\_
- 13. \_\_\_\_\_

Name \_\_\_\_\_

sickly	darkest	beautiful	carefully	clearest
thoughtful	goodness	spotless	darkness	spoonful
illness	wonderful	slowly	shapeless	ageless
hardly	painless	weakness	graceful	quickly

**A. Words in Sentences****Write a spelling word to complete each sentence.**

- I never used to go camping because being outside at night in the \_\_\_\_\_ scared me.
- Over time, my family \_\_\_\_\_ convinced me that I should try it.
- We went to a \_\_\_\_\_ campground near a lake.
- I tried to act brave as we \_\_\_\_\_ set up our tents.
- Once the sun went down, I could \_\_\_\_\_ hide my fears.
- I thought I saw something moving in the \_\_\_\_\_ part of the woods.
- My brother \_\_\_\_\_ reassured me that nothing was hiding there.
- It was \_\_\_\_\_ of him to let me know I didn't have to worry.
- After a good night's sleep, my first \_\_\_\_\_ of oatmeal tasted delicious.
- Now I know that camping can be a \_\_\_\_\_ experience.

**B. Opposites****Write the spelling word that is the antonym, or opposite, of each word.**

- |                        |                          |
|------------------------|--------------------------|
| 11. feeling well _____ | 12. strength _____       |
| 13. having shape _____ | 14. most confusing _____ |
| 15. health _____       | 16. painful _____        |
| 17. awkward _____      | 18. dirty _____          |
| 19. badness _____      | 20. showing age _____    |

Name \_\_\_\_\_

**A. Proofreading**

**There are six spelling mistakes in the story below. Circle the misspelled words. Write the words correctly on the lines below.**

Red's grandmother had an illness. Red didn't like the darknes of the woods around Grandmother's house, but she wanted to help Grandmother feel better. She decided to be brave and bring Grandmother a basket of food.

Red quicklie ran through the woods to get to Grandmother's house. She was almost there when she saw a dark, shapless figure ahead. She hoped it wasn't Wolf.

"Who's there?" she called.

"It's just me," Grandmother replied. "My weakeness has gone away, so I came to meet you."

"Thank goodnes it's you!" said Red.

- |          |          |          |
|----------|----------|----------|
| 1. _____ | 3. _____ | 5. _____ |
| 2. _____ | 4. _____ | 6. _____ |

**B. Writing Activity**

**Write a story about a time when you or someone you know did something brave. Use at least three spelling words in your paragraph.**

---



---



---



---

Name \_\_\_\_\_

Look at the words in each set below. One word in each set is spelled correctly. Use a pencil to fill in the circle next to the correct word. Before you begin, look at the sample set of words. Sample A has been done for you. Do Sample B by yourself. When you are sure you know what to do, you may go on with the rest of the page.

## Sample A:

- Ⓐ nicely
- Ⓑ niceley
- Ⓒ nicly
- Ⓓ nicey

## Sample B:

- Ⓔ peacefull
- Ⓕ peacefil
- Ⓖ peaceful
- Ⓗ peacefill


- |                |                |                  |                |
|----------------|----------------|------------------|----------------|
| 1. Ⓐ painles   | 6. Ⓔ darcest   | 11. Ⓐ thoghtfull | 16. Ⓔ carefly  |
| Ⓑ paneless     | Ⓕ darckist     | Ⓑ thoghtful      | Ⓕ carefilly    |
| Ⓒ painliss     | Ⓖ darkest      | Ⓒ thoghtfull     | Ⓖ carefully    |
| Ⓓ painless     | Ⓗ darkist      | Ⓓ thoghtful      | Ⓗ carefully    |
| 2. Ⓔ darknes   | 7. Ⓐ illniss   | 12. Ⓔ shapelous  | 17. Ⓐ spoonful |
| Ⓕ darkness     | Ⓑ ilniss       | Ⓕ shapless       | Ⓑ spoonfull    |
| Ⓖ darkniss     | Ⓒ illness      | Ⓖ shapeliss      | Ⓒ spoonfil     |
| Ⓗ darknis      | Ⓓ ilness       | Ⓗ shapeless      | Ⓓ spoonfill    |
| 3. Ⓐ heardly   | 8. Ⓔ sloly     | 13. Ⓐ goodniss   | 18. Ⓔ agelous  |
| Ⓑ hardely      | Ⓕ slowly       | Ⓑ goodnus        | Ⓕ ageluss      |
| Ⓒ hartly       | Ⓖ sloely       | Ⓒ goodness       | Ⓖ ageless      |
| Ⓓ hardly       | Ⓗ slowlee      | Ⓓ goodnes        | Ⓗ ageliss      |
| 4. Ⓔ sikly     | 9. Ⓐ gracefull | 14. Ⓔ quikly     | 19. Ⓐ weekness |
| Ⓕ sicly        | Ⓑ graseful     | Ⓕ quickly        | Ⓑ weakness     |
| Ⓖ sickly       | Ⓒ grasefull    | Ⓖ quickley       | Ⓒ weekniss     |
| Ⓗ sicklie      | Ⓓ graceful     | Ⓗ quikley        | Ⓓ weakniss     |
| 5. Ⓐ beautiful | 10. Ⓔ spotless | 15. Ⓐ wonderfill | 20. Ⓔ clearist |
| Ⓑ beaufaful    | Ⓕ spotliss     | Ⓑ wondeful       | Ⓕ clearest     |
| Ⓒ beutaful     | Ⓖ spotles      | Ⓒ wonderfull     | Ⓖ cleerist     |
| Ⓓ beautifil    | Ⓗ spotlass     | Ⓓ wonderful      | Ⓗ clearist     |

# Practice

Spelling:  
r-Controlled Vowels  
*er, ir, ur*

Name \_\_\_\_\_

**Fold back the paper along the dotted line. Use the blanks to write each word as it is read aloud. When you finish the test, unfold the paper. Use the list at the right to correct any spelling mistakes.**



- |           |               |
|-----------|---------------|
| 1. _____  | 1. dirty      |
| 2. _____  | 2. purse      |
| 3. _____  | 3. birth      |
| 4. _____  | 4. curl       |
| 5. _____  | 5. curve      |
| 6. _____  | 6. curb       |
| 7. _____  | 7. person     |
| 8. _____  | 8. shirt      |
| 9. _____  | 9. worse      |
| 10. _____ | 10. hurl      |
| 11. _____ | 11. twirl     |
| 12. _____ | 12. swirl     |
| 13. _____ | 13. herb      |
| 14. _____ | 14. turkey    |
| 15. _____ | 15. turnip    |
| 16. _____ | 16. purpose   |
| 17. _____ | 17. blurred   |
| 18. _____ | 18. sternly   |
| 19. _____ | 19. serpent   |
| 20. _____ | 20. pearl     |
| 21. _____ | 21. slowly    |
| 22. _____ | 22. quickly   |
| 23. _____ | 23. beautiful |
| 24. _____ | 24. spurt     |
| 25. _____ | 25. further   |

**Review Words**

**Challenge Words**

Name \_\_\_\_\_

birth	dirty	herb	purse	sternly
worse	hurl	curve	blurred	serpent
pearl	swirl	turnip	shirt	turkey
curl	curb	purpose	person	twirl

**Using the Word Study Steps**

1. LOOK at the word.
2. SAY the word aloud.
3. STUDY the letters in the word.
4. WRITE the word.
5. CHECK the word.  
Did you spell the word right?  
If not, go back to step 1.

**Find Rhyming Words**

Circle the word in each row that rhymes with the spelling word on the left.

- |                    |         |         |
|--------------------|---------|---------|
| 1. <b>twirl</b>    | whirl   | twist   |
| 2. <b>blurred</b>  | married | stirred |
| 3. <b>curve</b>    | cave    | serve   |
| 4. <b>birth</b>    | mirth   | bath    |
| 5. <b>hurl</b>     | whirl   | haul    |
| 6. <b>shirt</b>    | sure    | dirt    |
| 7. <b>purse</b>    | please  | curse   |
| 8. <b>curl</b>     | girl    | call    |
| 9. <b>turkey</b>   | tacky   | murky   |
| 10. <b>sternly</b> | firmly  | silly   |
| 11. <b>pearl</b>   | pail    | earl    |
| 12. <b>curb</b>    | blurb   | cure    |

Name \_\_\_\_\_

birth	dirty	herb	purse	sternly
worse	hurl	curve	blurred	serpent
pearl	swirl	turnip	shirt	turkey
curl	curb	purpose	person	twirl

**Write the spelling words with these spelling patterns.**

**words with *ir***

1. \_\_\_\_\_
2. \_\_\_\_\_
3. \_\_\_\_\_
4. \_\_\_\_\_
5. \_\_\_\_\_

**words with *er***

6. \_\_\_\_\_
7. \_\_\_\_\_
8. \_\_\_\_\_
9. \_\_\_\_\_

**words with *ur***

10. \_\_\_\_\_
11. \_\_\_\_\_
12. \_\_\_\_\_
13. \_\_\_\_\_
14. \_\_\_\_\_
15. \_\_\_\_\_
16. \_\_\_\_\_
17. \_\_\_\_\_
18. \_\_\_\_\_

Name \_\_\_\_\_

birth	dirty	herb	purse	sternly
worse	hurl	curve	blurred	serpent
pearl	swirl	turnip	shirt	turkey
curl	curb	purpose	person	twirl

**What's the Word?****Complete each sentence with a spelling word.**

1. Are you feeling \_\_\_\_\_ than yesterday?
2. The rattlesnake likes to \_\_\_\_\_ up when it sleeps.
3. The snake likes to \_\_\_\_\_ around in the water.
4. The rattlesnake slithered beside the \_\_\_\_\_.
5. A \_\_\_\_\_ is a root vegetable like a carrot.
6. My sight is \_\_\_\_\_ by the fog.
7. That \_\_\_\_\_ is really scared of rattlesnakes!
8. Does your family eat \_\_\_\_\_ for Thanksgiving dinner?
9. The \_\_\_\_\_ of the coyote was a reason to celebrate.
10. You might find a \_\_\_\_\_ inside of an oyster.

**What do You Mean?****Read each dictionary definition below. Then write the spelling word that matches the definition.**

11. Not clean \_\_\_\_\_
12. To bend \_\_\_\_\_
13. Turn quickly \_\_\_\_\_
14. To throw \_\_\_\_\_
15. Used for flavor \_\_\_\_\_



Name \_\_\_\_\_

**A. Proofreading**

**There are five spelling mistakes in the paragraphs below. Circle the misspelled words. Write the words correctly on the lines below.**

The tree was tired of standing in one place all the time and never moving. The tree wanted to move. During the winter, the tree wanted to kirl up for warmth. In the summer, the tree wanted to swim and swirl through the water. Never in its whole life had the tree left its spot. It wanted to travel the earth.

One day a snake slithered by. The tree said, "I wish I could travel the world like you." "Really?" replied the sirpent. "Here I was thinking I'd rather be a tree. I wouldn't have to search for my food every day. And I could let my branches and leaves twirle around in the wind while I stood still."

At that, the tree started thinking. "That's true, I don't have to run around all the time, and that's pretty nice." From then on, the tree understood how lucky it was to be able to stand, and found a perpose in life.

1. \_\_\_\_\_      3. \_\_\_\_\_      5. \_\_\_\_\_  
2. \_\_\_\_\_      4. \_\_\_\_\_

**B. Writing Activity**

**Imagine that you've met someone who has taught you a lesson. Who was the person and what did you learn from him or her? Use at least four spelling words in your paragraph.**

---



---



---



---



---

Name \_\_\_\_\_

Look at the words in each set below. One word in each set is spelled correctly. Use a pencil to fill in the circle next to the correct word. Before you begin, look at the sample set of words. Sample A has been done for you. Do Sample B by yourself. When you are sure you know what to do, you may go on with the rest of the page.

## Sample A:

- (A) berd
- (B) bird
- (C) burd
- (D) berde

## Sample B:

- (E) nirrs
- (F) nerse
- (G) nirse
- (H) nurse

- 1.  (A) birth
- (B) berthe
- (C) burth
- (D) birthe

- 6.  (E) hirl
- (F) herl
- (G) hirle
- (H) hurl

- 11.  (A) turnip
- (B) turnup
- (C) ternip
- (D) tirnup

- 16.  (E) pirsin
- (F) person
- (G) purson
- (H) persin

- 2.  (E) wurse
- (F) wirse
- (G) werse
- (H) worse

- 7.  (A) swurl
- (B) swerl
- (C) swirl
- (D) swerle

- 12.  (E) pirpuss
- (F) perpose
- (G) purposs
- (H) purpose

- 17.  (A) stirnlee
- (B) sternlie
- (C) stirnly
- (D) sternly

- 3.  (A) pearl
- (B) perle
- (C) pirle
- (D) purle

- 8.  (E) kerb
- (F) curb
- (G) cirb
- (H) kurb

- 13.  (A) perse
- (B) pirse
- (C) purse
- (D) pers

- 18.  (E) serpent
- (F) cirpent
- (G) sirpent
- (H) serpint

- 4.  (E) kurl
- (F) kerl
- (G) curl
- (H) cerl

- 9.  (A) erb
- (B) herb
- (C) hurb
- (D) urb

- 14.  (E) blurred
- (F) blerd
- (G) blirred
- (H) blurnd

- 19.  (A) tirkey
- (B) turkey
- (C) terkey
- (D) tirkie

- 5.  (A) dirtie
- (B) durty
- (C) dertie
- (D) dirty


- 10.  (E) kurve
- (F) kerve
- (G) curve
- (H) cerve

- 15.  (A) shirt
- (B) shert
- (C) shurt
- (D) schirt

- 20.  (E) twurl
- (F) twerl
- (G) twerle
- (H) twirl

Name \_\_\_\_\_

**Fold back the paper along the dotted line. Use the blanks to write each word as it is read aloud. When you finish the test, unfold the paper. Use the list at the right to correct any spelling mistakes.**



- |                                  |              |
|----------------------------------|--------------|
| 1. _____                         | 1. hour      |
| 2. _____                         | 2. lambs     |
| 3. _____                         | 3. knew      |
| 4. _____                         | 4. wrench    |
| 5. _____                         | 5. kneel     |
| 6. _____                         | 6. thumbs    |
| 7. _____                         | 7. honest    |
| 8. _____                         | 8. answer    |
| 9. _____                         | 9. honesty   |
| 10. _____                        | 10. plumber  |
| 11. _____                        | 11. honor    |
| 12. _____                        | 12. known    |
| 13. _____                        | 13. combs    |
| 14. _____                        | 14. wrapper  |
| 15. _____                        | 15. knives   |
| 16. _____                        | 16. doubt    |
| 17. _____                        | 17. knead    |
| 18. _____                        | 18. wriggle  |
| 19. _____                        | 19. heir     |
| 20. _____                        | 20. wrinkle  |
| <b>Review Words</b> 21. _____    | 21. person   |
| 22. _____                        | 22. pearl    |
| 23. _____                        | 23. shirt    |
| <b>Challenge Words</b> 24. _____ | 24. knuckles |
| 25. _____                        | 25. wrestle  |

Name \_\_\_\_\_

doubt	heir	honest	plumber	honesty
lambs	hour	wrinkle	knead	known
honor	knew	thumbs	wrapper	answer
wriggle	knives	combs	kneel	wrench

**Using the Word Study Steps**

- LOOK at the word.
- SAY the word aloud.
- STUDY the letters in the word.
- WRITE the word.
- CHECK the word.  
Did you spell the word right?  
If not, go back to step 1.

**Find and Circle****Find and circle the hidden spelling words.**

P	L	U	M	B	E	R	K	Y	U	I	Q
Z	C	O	M	B	S	K	N	I	V	E	S
W	R	I	N	K	L	E	E	R	R	T	F
R	W	R	E	N	C	H	W	D	F	G	V
A	Q	R	H	O	U	R	H	O	N	O	R
P	A	N	S	W	E	R	L	A	M	B	S
P	B	H	O	N	E	S	T	Y	V	B	H
E	N	O	L	N	X	K	N	E	A	D	Z
R	K	N	E	E	L	F	B	S	D	E	Q
A	H	E	I	R	W	R	I	G	G	L	E
A	K	S	P	D	O	U	B	T	D	R	T
W	L	T	H	U	M	B	S	Q	R	C	A

Name \_\_\_\_\_

doubt	heir	honest	plumber	honesty
lambs	hour	wrinkle	knead	known
honor	knew	thumbs	wrapper	answer
wriggle	knives	combs	kneel	wrench

**Write the spelling words with these spelling patterns.**

**words with *silent h***

1. \_\_\_\_\_
2. \_\_\_\_\_
3. \_\_\_\_\_
4. \_\_\_\_\_
5. \_\_\_\_\_

**words with *silent k***

11. \_\_\_\_\_
12. \_\_\_\_\_
13. \_\_\_\_\_
14. \_\_\_\_\_
15. \_\_\_\_\_

**words with *silent b***

6. \_\_\_\_\_
7. \_\_\_\_\_
8. \_\_\_\_\_
9. \_\_\_\_\_
10. \_\_\_\_\_

**words with *silent w***

16. \_\_\_\_\_
17. \_\_\_\_\_
18. \_\_\_\_\_
19. \_\_\_\_\_
20. \_\_\_\_\_

Name \_\_\_\_\_

doubt	heir	honest	plumber	honesty
lambs	hour	wrinkle	knead	known
honor	knew	thumbs	wrapper	answer
wriggle	knives	combs	kneel	wrench

**Definitions for You**

**Fill in the word from the spelling list that matches the definition.**

1. Response to a question \_\_\_\_\_
2. A tool for tightening or loosening \_\_\_\_\_
3. Young sheep \_\_\_\_\_
4. For untangling hair \_\_\_\_\_
5. A measurement of time \_\_\_\_\_
6. To place knees on ground \_\_\_\_\_
7. To thank or appreciate \_\_\_\_\_
8. To squirm \_\_\_\_\_
9. A paper covering \_\_\_\_\_
10. One who inherits \_\_\_\_\_
11. A line in the skin \_\_\_\_\_
12. Tools for cutting \_\_\_\_\_
13. To be truthful \_\_\_\_\_
14. To be unsure \_\_\_\_\_
15. Understood \_\_\_\_\_
16. Not your fingers \_\_\_\_\_
17. Fixes pipes \_\_\_\_\_
18. To press in \_\_\_\_\_
19. Truth \_\_\_\_\_
20. Was or is understood \_\_\_\_\_

Name \_\_\_\_\_

**A. Proofreading**

**There are six spelling mistakes in the story below. Circle the misspelled words. Write the words correctly on the lines below.**

My brother Sam could never make up his mind about what he wanted to be when he grew up. He just new that he wanted to help people.

At one time, he wanted to be a farmer. He liked sheep and lams. I think he would have liked herding them. He could have been a shepherd.

Sam also liked tools. He liked fixing his bike with a rench. He could have been a plumber. He would have liked helping people by fixing their leaky sinks.

When he decided to be a judge, I was sure that was the perfect job for him. He was always onest and fair. I had no dout that he would help a lot of people. You could just tell that he was going to make a difference, whether as a shepherd, a plumber, or a judge.

- |          |          |          |
|----------|----------|----------|
| 1. _____ | 3. _____ | 5. _____ |
| 2. _____ | 4. _____ | 6. _____ |

**B. Writing Activity**

**Think about people like Dr. Martin Luther King and others who make a difference. Write a paragraph describing another job that involves helping people. Use at least four spelling words in your paragraph.**

---



---



---



---



---

Name \_\_\_\_\_

Look at the words in each set below. One word in each set is spelled correctly. Use a pencil to fill in the circle next to the correct word. Before you begin, look at the sample set of words. Sample A has been done for you. Do Sample B by yourself. When you are sure you know what to do, you may go on with the rest of the page.

## Sample A:

- (A) nitt
- (B) niht
- (C) knit
- (D) knitt

## Sample B:


- (E) gnat
- (F) natt
- (G) nat
- (H) gnatt

- |  |                                      |                                       |                                       |
|--|--------------------------------------|---------------------------------------|---------------------------------------|
| 1. <input checked="" type="radio"/> (A) dowt | 6. <input type="radio"/> (E) hour    | 11. <input type="radio"/> (A) thumms  | 16. <input type="radio"/> (E) kneel   |
| <input type="radio"/> (B) dout               | <input type="radio"/> (F) ouer       | <input type="radio"/> (B) thums       | <input type="radio"/> (F) neal        |
| <input type="radio"/> (C) dowbt              | <input type="radio"/> (G) houer      | <input type="radio"/> (C) thumbs      | <input type="radio"/> (G) kneal       |
| <input type="radio"/> (D) doubt              | <input type="radio"/> (H) oure       | <input type="radio"/> (D) thummb      | <input type="radio"/> (H) neel        |
| 2. <input type="radio"/> (E) lamms           | 7. <input type="radio"/> (A) neww    | 12. <input type="radio"/> (E) cowms   | 17. <input type="radio"/> (A) onestie |
| <input type="radio"/> (F) lams               | <input type="radio"/> (B) knew       | <input type="radio"/> (F) coams       | <input type="radio"/> (B) honesty     |
| <input type="radio"/> (G) lammbs             | <input type="radio"/> (C) nue        | <input type="radio"/> (G) komes       | <input type="radio"/> (C) honistie    |
| <input type="radio"/> (H) lambs              | <input type="radio"/> (D) knue       | <input type="radio"/> (H) combs       | <input type="radio"/> (D) onisty      |
| 3. <input type="radio"/> (A) onor            | 8. <input type="radio"/> (E) nives   | 13. <input type="radio"/> (A) plummer | 18. <input type="radio"/> (E) noan    |
| <input type="radio"/> (B) honer              | <input type="radio"/> (F) knives     | <input type="radio"/> (B) plumber     | <input type="radio"/> (F) known       |
| <input type="radio"/> (C) honor              | <input type="radio"/> (G) nifes      | <input type="radio"/> (C) plumer      | <input type="radio"/> (G) nonne       |
| <input type="radio"/> (D) oner               | <input type="radio"/> (H) knives     | <input type="radio"/> (D) plummb      | <input type="radio"/> (H) knoan       |
| 4. <input type="radio"/> (E) wriggle         | 9. <input type="radio"/> (A) onist   | 14. <input type="radio"/> (E) knead   | 19. <input type="radio"/> (A) annser  |
| <input type="radio"/> (F) riggle             | <input type="radio"/> (B) honist     | <input type="radio"/> (F) nead        | <input type="radio"/> (B) ansir       |
| <input type="radio"/> (G) wriggel            | <input type="radio"/> (C) honest     | <input type="radio"/> (G) knaed       | <input type="radio"/> (C) anserr      |
| <input type="radio"/> (H) riggel             | <input type="radio"/> (D) onest      | <input type="radio"/> (H) neede       | <input type="radio"/> (D) answer      |
| 5. <input type="radio"/> (A) eir             | 10. <input type="radio"/> (E) rinkle | 15. <input type="radio"/> (A) wrapper | 20. <input type="radio"/> (E) rench   |
| <input type="radio"/> (B) heir               | <input type="radio"/> (F) wrinkle    | <input type="radio"/> (B) rappur      | <input type="radio"/> (F) wrench      |
| <input type="radio"/> (C) haire              | <input type="radio"/> (G) wrenkel    | <input type="radio"/> (C) wrappur     | <input type="radio"/> (G) wrinch      |
| <input type="radio"/> (D) aire               | <input type="radio"/> (H) rinkel     | <input type="radio"/> (D) rappere     | <input type="radio"/> (H) rinch       |



Name \_\_\_\_\_

**Fold back the paper along the dotted line. Use the blanks to write each word as it is read aloud. When you finish the test, unfold the paper. Use the list at the right to correct any spelling mistakes.**



- |                                  |              |
|----------------------------------|--------------|
| 1. _____                         | 1. center    |
| 2. _____                         | 2. once      |
| 3. _____                         | 3. scene     |
| 4. _____                         | 4. germs     |
| 5. _____                         | 5. spice     |
| 6. _____                         | 6. bridge    |
| 7. _____                         | 7. badge     |
| 8. _____                         | 8. circus    |
| 9. _____                         | 9. cement    |
| 10. _____                        | 10. glance   |
| 11. _____                        | 11. strange  |
| 12. _____                        | 12. police   |
| 13. _____                        | 13. certain  |
| 14. _____                        | 14. orange   |
| 15. _____                        | 15. ounce    |
| 16. _____                        | 16. ginger   |
| 17. _____                        | 17. wedge    |
| 18. _____                        | 18. arrange  |
| 19. _____                        | 19. sponge   |
| 20. _____                        | 20. village  |
| <b>Review Words</b> 21. _____    | 21. combs    |
| 22. _____                        | 22. kneel    |
| 23. _____                        | 23. wrench   |
| <b>Challenge Words</b> 24. _____ | 24. general  |
| 25. _____                        | 25. ceremony |

Name \_\_\_\_\_

arrange	glance	wedge	bridge	once
badge	cement	strange	orange	spice
circus	center	germs	ounce	sponge
certain	scene	ginger	police	village

**Using the Word Study Steps**

- LOOK at the word.
- SAY the word aloud.
- STUDY the letters in the word.
- WRITE the word.
- CHECK the word.  
Did you spell the word right?  
If not, go back to step 1.

**Find Rhyming Words**

Rhyming words have the same ending sounds. Circle the word in each row that has the same ending sounds as the spelling word on the left.

- |                    |         |         |         |
|--------------------|---------|---------|---------|
| 1. <b>glance</b>   | stance  | fence   | gleam   |
| 2. <b>spice</b>    | spit    | spruce  | vice    |
| 3. <b>ounce</b>    | inch    | bounce  | pound   |
| 4. <b>strange</b>  | arrange | stingy  | garage  |
| 5. <b>center</b>   | blender | renter  | cement  |
| 6. <b>wedge</b>    | pledge  | welt    | trudge  |
| 7. <b>sponge</b>   | stage   | spare   | grunge  |
| 8. <b>bridge</b>   | brought | ridge   | ride    |
| 9. <b>germs</b>    | grim    | terms   | times   |
| 10. <b>scene</b>   | queen   | dunce   | race    |
| 11. <b>certain</b> | crept   | captain | curtain |

Name \_\_\_\_\_

arrange	glance	wedge	bridge	once
badge	cement	strange	orange	spice
circus	center	germs	ounce	sponge
certain	scene	ginger	police	village

**Pattern Power**

**Write the spelling words with these spelling patterns.**

**words with *soft c***

1. \_\_\_\_\_
2. \_\_\_\_\_
3. \_\_\_\_\_
4. \_\_\_\_\_
5. \_\_\_\_\_
6. \_\_\_\_\_
7. \_\_\_\_\_
8. \_\_\_\_\_
9. \_\_\_\_\_
10. \_\_\_\_\_

**words with *soft g***

11. \_\_\_\_\_
12. \_\_\_\_\_
13. \_\_\_\_\_
14. \_\_\_\_\_
15. \_\_\_\_\_
16. \_\_\_\_\_
17. \_\_\_\_\_
18. \_\_\_\_\_
19. \_\_\_\_\_
20. \_\_\_\_\_

Name \_\_\_\_\_

arrange	glance	wedge	bridge	once
badge	cement	strange	orange	spice
circus	center	germs	ounce	sponge
certain	scene	ginger	police	village

**What's the Word?****Complete each sentence with a spelling word.**

1. What's that \_\_\_\_\_ noise?
2. The fourth graders raised money to buy \_\_\_\_\_ for a new playground.
3. Did you get a \_\_\_\_\_ for helping at the animal shelter?
4. I love seeing the tigers at the \_\_\_\_\_.
5. We visited the \_\_\_\_\_ when we went to Africa.
6. We have only visited it \_\_\_\_\_.
7. That dish has a lot of \_\_\_\_\_ in it.
8. Are you \_\_\_\_\_ you locked your keys in the car?
9. One quick \_\_\_\_\_ and I knew the kitchen needed some cleaning.
10. Measure one \_\_\_\_\_ of medicine for your cat.
11. Did you \_\_\_\_\_ to get a ride to the birthday party?
12. It's important to wash your hands to avoid getting sick from \_\_\_\_\_.
13. The \_\_\_\_\_ officer came to school to talk about safety.
14. I'm \_\_\_\_\_ that the school can find enough volunteers for the health fair.
15. In the \_\_\_\_\_ of the campgrounds is the campfire and meeting area.
16. I need a damp \_\_\_\_\_ to clean up these dirty counters.

Name \_\_\_\_\_

**A. Proofreading**

**There are six spelling mistakes in the story below. Circle the misspelled words. Write the words correctly on the lines below.**

Ana read an article in the newspaper about a fire at a house in a nearby vilage. No one was hurt, but the family lost all of their belongings. Many people were helping them out, but the children didn't have clothes and books for school.

She thought about how strang it would be to lose her own stuff. She was certain she could find a way to help out. Ana decided to arranje a way for them to get the things they needed.

She started asking people to help. She started with her parents. They gave her a few dollars. Then she asked her grandparents. They gave a little, too. Then she asked her teacher, and next her neighbors. Pretty soon, she had the courage to ask everyone—the polise and even the clowns at the local circus. When she collected enough money, her dad drove her to the store. She bought new clothes, books, and school supplies. She even bought some new toys. Then she loaded her purchases in a big box and got ready to drop them off to their new owners.

1. \_\_\_\_\_      3. \_\_\_\_\_      5. \_\_\_\_\_  
2. \_\_\_\_\_      4. \_\_\_\_\_      6. \_\_\_\_\_

**B. Writing Activity**

**Imagine that you read about a family who needs help in your town. What might it be? How could you follow Ana's example and do something to fix it? Use at least three spelling words in your paragraph.**

---



---



---



---

Name \_\_\_\_\_

Spelling:  
Soft *c* and *g*

Look at the words in each set below. One word in each set is spelled correctly. Use a pencil to fill in the circle next to the correct word. Before you begin, look at the sample set of words. Sample A has been done for you. Do Sample B by yourself. When you are sure you know what to do, you may go on with the rest of the page.

## Sample A:

- Ⓐ city
- Ⓑ sitty
- Ⓒ sitie
- Ⓓ citie


## Sample B:

- Ⓔ jiant
- Ⓕ giant
- Ⓖ gient
- Ⓗ jyent

- |              |               |              |               |
|--------------|---------------|--------------|---------------|
| 1. Ⓐ arrange | 6. Ⓔ siment   | 11. Ⓐ jerms  | 16. Ⓔ poleese |
| Ⓑ arranje    | Ⓕ sement      | Ⓑ girms      | Ⓕ polease     |
| Ⓒ arange     | Ⓖ cement      | Ⓒ jirms      | Ⓖ police      |
| Ⓓ aranje     | Ⓗ cemint      | Ⓓ germs      | Ⓗ poleecee    |
| 2. Ⓔ badge   | 7. Ⓐ senter   | 12. Ⓔ jinjer | 17. Ⓐ wonce   |
| Ⓕ bajj       | Ⓑ scenter     | Ⓕ jinger     | Ⓑ wunse       |
| Ⓖ badje      | Ⓒ sinter      | Ⓖ ginger     | Ⓒ onse        |
| Ⓗ bage       | Ⓓ center      | Ⓗ ginjer     | Ⓓ once        |
| 3. Ⓐ cerkis  | 8. Ⓔ scene    | 13. Ⓐ brijj  | 18. Ⓔ spise   |
| Ⓑ sirkus     | Ⓕ sceen       | Ⓑ bridje     | Ⓕ spyce       |
| Ⓒ circus     | Ⓖ secne       | Ⓒ brige      | Ⓖ spyse       |
| Ⓓ sircus     | Ⓗ csene       | Ⓓ bridge     | Ⓗ spice       |
| 4. Ⓔ serten  | 9. Ⓐ wedje    | 14. Ⓔ orange | 19. Ⓐ sponge  |
| Ⓕ certain    | Ⓑ wej         | Ⓕ ornje      | Ⓑ spunje      |
| Ⓖ certin     | Ⓒ weg         | Ⓖ oranje     | Ⓒ spunge      |
| Ⓗ sirtain    | Ⓓ wedge       | Ⓗ ornje      | Ⓓ sponje      |
| 5. Ⓐ glantz  | 10. Ⓔ stranje | 15. Ⓐ ownse  | 20. Ⓔ villaje |
| Ⓑ glance     | Ⓕ strange     | Ⓑ ounce      | Ⓕ vilage      |
| Ⓒ glanse     | Ⓖ straynje    | Ⓒ ounse      | Ⓖ vilidge     |
| Ⓓ glansce    | Ⓗ straigne    | Ⓓ ownce      | Ⓗ village     |

Name \_\_\_\_\_

**Fold back the paper along the dotted line. Use the blanks to write each word as it is read aloud. When you finish the test, unfold the paper. Use the list at the right to correct any spelling mistakes.**



- |                                  |               |
|----------------------------------|---------------|
| 1. _____                         | 1. clams      |
| 2. _____                         | 2. mints      |
| 3. _____                         | 3. props      |
| 4. _____                         | 4. arches     |
| 5. _____                         | 5. dresses    |
| 6. _____                         | 6. parents    |
| 7. _____                         | 7. caves      |
| 8. _____                         | 8. glasses    |
| 9. _____                         | 9. hobbies    |
| 10. _____                        | 10. engines   |
| 11. _____                        | 11. couches   |
| 12. _____                        | 12. arrows    |
| 13. _____                        | 13. enemies   |
| 14. _____                        | 14. babies    |
| 15. _____                        | 15. ranches   |
| 16. _____                        | 16. patches   |
| 17. _____                        | 17. mistakes  |
| 18. _____                        | 18. supplies  |
| 19. _____                        | 19. mosses    |
| 20. _____                        | 20. armies    |
| <b>Review Words</b> 21. _____    | 21. circus    |
| 22. _____                        | 22. germs     |
| 23. _____                        | 23. spice     |
| <b>Challenge Words</b> 24. _____ | 24. batteries |
| 25. _____                        | 25. compasses |

Name \_\_\_\_\_

mosses	supplies	dresses	hobbies	parents
arches	caves	engines	enemies	patches
babies	clams	glasses	mistakes	mints
armies	arrows	couches	props	ranches

**Using the Word Study Steps**

- LOOK at the word.
- SAY the word aloud.
- STUDY the letters in the word.
- WRITE the word.
- CHECK the word.  
Did you spell the word right?  
If not, go back to step 1.

**Word Endings****A. Write the spelling words by adding -es.**

- |          |       |          |       |
|----------|-------|----------|-------|
| 1. moss  | _____ | 5. couch | _____ |
| 2. arch  | _____ | 6. patch | _____ |
| 3. dress | _____ | 7. ranch | _____ |
| 4. glass | _____ |          |       |

**B. Write the spelling words by adding -s.**

- |            |       |             |       |
|------------|-------|-------------|-------|
| 8. cave    | _____ | 12. mistake | _____ |
| 9. clam    | _____ | 13. prop    | _____ |
| 10. arrow  | _____ | 14. parent  | _____ |
| 11. engine | _____ | 15. mint    | _____ |

**C. Write the spelling words by changing the *y* to *i* and adding -es.**

- |            |       |           |       |
|------------|-------|-----------|-------|
| 16. baby   | _____ | 19. hobby | _____ |
| 17. army   | _____ | 20. enemy | _____ |
| 18. supply | _____ |           |       |



Name \_\_\_\_\_

mosses	supplies	dresses	hobbies	parents
arches	caves	engines	enemies	patches
babies	clams	glasses	mistakes	mints
armies	arrows	couches	props	ranches

**Pattern Power**

**Write the spelling words with these spelling patterns.**

**words with -s**

- 1. \_\_\_\_\_
- 2. \_\_\_\_\_
- 3. \_\_\_\_\_
- 4. \_\_\_\_\_
- 5. \_\_\_\_\_
- 6. \_\_\_\_\_
- 7. \_\_\_\_\_
- 8. \_\_\_\_\_

**words with -ies**

- 16. \_\_\_\_\_
- 17. \_\_\_\_\_
- 18. \_\_\_\_\_
- 19. \_\_\_\_\_
- 20. \_\_\_\_\_

**words with -es**

- 9. \_\_\_\_\_
- 10. \_\_\_\_\_
- 11. \_\_\_\_\_
- 12. \_\_\_\_\_
- 13. \_\_\_\_\_
- 14. \_\_\_\_\_
- 15. \_\_\_\_\_

Name \_\_\_\_\_

mosses	supplies	dresses	hobbies	parents
arches	caves	engines	enemies	patches
babies	clams	glasses	mistakes	mints
armies	arrows	couches	props	ranches

**Fill in the Blanks****Complete each sentence with a word from the spelling list.**

- Bats live in \_\_\_\_\_ because they are cool and dark.
- I love to roll up my pants, wade in the water, and look for \_\_\_\_\_.
- It was amazing how Native Americans used to hunt bison with bows and \_\_\_\_\_.
- Ladies and gentlemen, start your \_\_\_\_\_!
- Please check your work for \_\_\_\_\_ before you turn it in.
- Some of the \_\_\_\_\_ we needed for our class play included pottery dishes.
- The \_\_\_\_\_ of the young boy were very proud of their son.
- I love the chocolate after-dinner \_\_\_\_\_ they serve here.
- My favorite \_\_\_\_\_ are reading and playing soccer.
- In the west, cows are raised on large \_\_\_\_\_.
- What kind of \_\_\_\_\_ do we need for art class?
- There were \_\_\_\_\_ of dry grass in the field.
- The coyote \_\_\_\_\_ its back as it hunts for prey.
- I can't see the blackboard if I'm not wearing my \_\_\_\_\_.

Name \_\_\_\_\_

**A. Proofreading Activity**

**There are six spelling mistakes in the story below. Circle the misspelled words. Write the words correctly on the lines below.**

At night, we'd sleep in the tipis. We made our beds by gathering moses. They were really soft. Our blankets were bison hides, which the hunters had shot with arrowes. They also had to use bows and arrows to protect our tribe from enemys.

The Plains was a beautiful place, with wide horizons and rolling hills. Later, it would be made into ranchs with cows and cowboys. But before that, there were no fences, just grass as far as you could see.

Indians were good parentes. They cared very much for their babies. Mothers would carry them around on their backs and sing to them. The women wore dresses made of deer hides.

1. \_\_\_\_\_ 3. \_\_\_\_\_ 5. \_\_\_\_\_

2. \_\_\_\_\_ 4. \_\_\_\_\_ 6. \_\_\_\_\_

**B. Writing Activity**

**Imagine that you could live on the Plains with an Indian nation. Write a paragraph describing what you would do. Use at least four spelling words in your paragraph.**

---



---



---



---



---



---



---



---

Name \_\_\_\_\_

Look at the words in each set below. One word in each set is spelled correctly. Use a pencil to fill in the circle next to the correct word. Before you begin, look at the sample set of words. Sample A has been done for you. Do Sample B by yourself. When you are sure you know what to do, you may go on with the rest of the page.

## Sample A:

- (A) years
- (B) yeres
- (C) yeares
- (D) yeers


## Sample B:

- (E) sitties
- (F) cities
- (G) citys
- (H) sitys

- |  |                                      |   |                                       |
|--|--------------------------------------|---|---------------------------------------|
| 1. <input checked="" type="radio"/> (A) mossus | 6. <input type="radio"/> (E) cavees  | 11. <input type="radio"/> (A) glassus   | 16. <input type="radio"/> (E) props   |
| <input type="radio"/> (B) mossis               | <input type="radio"/> (F) cavvies    | <input type="radio"/> (B) glasss        | <input type="radio"/> (F) propse      |
| <input type="radio"/> (C) mosses               | <input type="radio"/> (G) kaves      | <input type="radio"/> (C) glassis       | <input type="radio"/> (G) propes      |
| <input type="radio"/> (D) mosss                | <input type="radio"/> (H) caves      | <input type="radio"/> (D) glasses       | <input type="radio"/> (H) propps      |
| 2. <input type="radio"/> (E) archis            | 7. <input type="radio"/> (A) clames  | 12. <input type="radio"/> (E) couches   | 17. <input type="radio"/> (A) parents |
| <input type="radio"/> (F) arches               | <input type="radio"/> (B) klams      | <input type="radio"/> (F) kowches       | <input type="radio"/> (B) pairents    |
| <input type="radio"/> (G) archs                | <input type="radio"/> (C) clams      | <input type="radio"/> (G) cowches       | <input type="radio"/> (C) parentes    |
| <input type="radio"/> (H) arshes               | <input type="radio"/> (D) klames     | <input type="radio"/> (H) couches       | <input type="radio"/> (D) parinse     |
| 3. <input type="radio"/> (A) babies            | 8. <input type="radio"/> (E) airoes  | 13. <input type="radio"/> (A) hobbys    | 18. <input type="radio"/> (E) patchs  |
| <input type="radio"/> (B) babyes               | <input type="radio"/> (F) arrows     | <input type="radio"/> (B) hobbyes       | <input type="radio"/> (F) paches      |
| <input type="radio"/> (C) babys                | <input type="radio"/> (G) arrowes    | <input type="radio"/> (C) hobbies       | <input type="radio"/> (G) pachs       |
| <input type="radio"/> (D) baibies              | <input type="radio"/> (H) airos      | <input type="radio"/> (D) hobbis        | <input type="radio"/> (H) patches     |
| 4. <input type="radio"/> (E) armees            | 9. <input type="radio"/> (A) dresss  | 14. <input type="radio"/> (E) enemees   | 19. <input type="radio"/> (A) mintz   |
| <input type="radio"/> (F) armies               | <input type="radio"/> (B) dresses    | <input type="radio"/> (F) enemies       | <input type="radio"/> (B) mintes      |
| <input type="radio"/> (G) armys                | <input type="radio"/> (C) dressus    | <input type="radio"/> (G) inemies       | <input type="radio"/> (C) mints       |
| <input type="radio"/> (H) armeez               | <input type="radio"/> (D) dressis    | <input type="radio"/> (H) enemys        | <input type="radio"/> (D) ments       |
| 5. <input type="radio"/> (A) supplies          | 10. <input type="radio"/> (E) injins | 15. <input type="radio"/> (A) mistakees | 20. <input type="radio"/> (E) ranchs  |
| <input type="radio"/> (B) supplyes             | <input type="radio"/> (F) engines    | <input type="radio"/> (B) mistakes      | <input type="radio"/> (F) ransches    |
| <input type="radio"/> (C) supplys              | <input type="radio"/> (G) enjins     | <input type="radio"/> (C) mistackes     | <input type="radio"/> (G) ranshs      |
| <input type="radio"/> (D) supplis              | <input type="radio"/> (H) ingines    | <input type="radio"/> (D) misstakees    | <input type="radio"/> (H) ranches     |

Name \_\_\_\_\_

**Fold back the paper along the dotted line. Use the blanks to write each word as it is read aloud. When you finish the test, unfold the paper. Use the list at the right to correct any spelling mistakes.**



- |                                  |                 |
|----------------------------------|-----------------|
| 1. _____                         | 1. fishbowl     |
| 2. _____                         | 2. lookout      |
| 3. _____                         | 3. backyard     |
| 4. _____                         | 4. desktop      |
| 5. _____                         | 5. campfire     |
| 6. _____                         | 6. overhead     |
| 7. _____                         | 7. waterproof   |
| 8. _____                         | 8. grandparent  |
| 9. _____                         | 9. railroad     |
| 10. _____                        | 10. snowstorm   |
| 11. _____                        | 11. loudspeaker |
| 12. _____                        | 12. bookcase    |
| 13. _____                        | 13. bedroom     |
| 14. _____                        | 14. blindfold   |
| 15. _____                        | 15. newborn     |
| 16. _____                        | 16. bedspread   |
| 17. _____                        | 17. yourself    |
| 18. _____                        | 18. overdo      |
| 19. _____                        | 19. clothesline |
| 20. _____                        | 20. undertake   |
| <b>Review Words</b> 21. _____    | 21. dresses     |
| 22. _____                        | 22. arrows      |
| 23. _____                        | 23. babies      |
| <b>Challenge Words</b> 24. _____ | 24. eyesight    |
| 25. _____                        | 25. paperweight |

Name \_\_\_\_\_

backyard	clothesline	blindfold	overhead	snowstorm
bedspread	desktop	lookout	bookcase	undertake
bedroom	fishbowl	loudspeaker	railroad	waterproof
campfire	grandparent	overdo	newborn	yourself

**Using the Word Study Steps**

- |                                   |                               |
|-----------------------------------|-------------------------------|
| 1. LOOK at the word.              | 4. WRITE the word.            |
| 2. SAY the word aloud.            | 5. CHECK the word.            |
| 3. STUDY the letters in the word. | Did you spell the word right? |
|                                   | If not, go back to step 1.    |

**Bits and Pieces**

Match a word from the left column with a word from the right column that completes each compound spelling word. Write the compound word on the line.

- |                  |         |                 |        |
|------------------|---------|-----------------|--------|
| 1. rail _____    | top     | 11. new _____   | take   |
| 2. fish _____    | line    | 12. your _____  | fire   |
| 3. back _____    | speaker | 13. look _____  | case   |
| 4. desk _____    | room    | 14. book _____  | spread |
| 5. snow _____    | fold    | 15. grand _____ | born   |
| 6. clothes _____ | head    | 16. over _____  | self   |
| 7. blind _____   | bowl    | 17. bed _____   | parent |
| 8. loud _____    | yard    | 18. water _____ | proof  |
| 9. bed _____     | road    | 19. under _____ | out    |
| 10. over _____   | storm   | 20. camp _____  | do     |

Name \_\_\_\_\_

backyard	clothesline	blindfold	overhead	snowstorm
bedspread	desktop	lookout	bookcase	undertake
bedroom	fishbowl	loudspeaker	railroad	waterproof
campfire	grandparent	overdo	newborn	yourself

**Sort the spelling words according to the number of syllables.**

***Two syllables***

- |          |           |
|----------|-----------|
| 1. _____ | 8. _____  |
| 2. _____ | 9. _____  |
| 3. _____ | 10. _____ |
| 4. _____ | 11. _____ |
| 5. _____ | 12. _____ |
| 6. _____ | 13. _____ |
| 7. _____ | 14. _____ |

***Three syllables***

- 15. \_\_\_\_\_
- 16. \_\_\_\_\_
- 17. \_\_\_\_\_
- 18. \_\_\_\_\_
- 19. \_\_\_\_\_
- 20. \_\_\_\_\_

Name \_\_\_\_\_

backyard	clothesline	blindfold	overhead	snowstorm
bedspread	desktop	lookout	bookcase	undertake
bedroom	fishbowl	loudspeaker	railroad	waterproof
campfire	grandparent	overdo	newborn	yourself

**A. What is the Meaning?**

Find the word from the spelling list that matches each definition below.

1. flat surface to write on \_\_\_\_\_
2. covers a bed \_\_\_\_\_
3. shelf unit for holding books \_\_\_\_\_
4. room where you sleep \_\_\_\_\_
5. cloth covering the eyes \_\_\_\_\_
6. for outdoor warmth and cooking \_\_\_\_\_
7. to dry clothing outside \_\_\_\_\_
8. behind a house \_\_\_\_\_

**B. What's the Word?**

Complete each sentence with a spelling word.

9. One of my chores is to clean out our fish Milo's \_\_\_\_\_.
10. My \_\_\_\_\_ moved to Florida where it never snows.
11. Stay on the \_\_\_\_\_ for our turn.
12. The principal announced on the \_\_\_\_\_ that school would be closed because of the storm.
13. A \_\_\_\_\_ baby is really tiny.
14. Take a break when shoveling snow. You don't want to \_\_\_\_\_ it.
15. The clouds \_\_\_\_\_ were dark and heavy.
16. Will the \_\_\_\_\_ shut down because of the ice?



Name \_\_\_\_\_

**A. Proofreading**

**There are six spelling mistakes in the story below. Circle the misspelled words. Write the words correctly on the lines below.**

With his desk top microscope, Jack could see the beauty of snowflakes. They were tiny but had intricate designs. Each one was different, and they were all spectacular.

But Jack was sad because he knew that most people could not see the beauty of snowflakes. They did not have a microscope. It was like they had a blind fold on. So, he decided to under take a new project to let them see for themselves. For a long time, he was on the look out for a camera that could photograph snowflakes, but there was none. He'd have to make it himself.

He read a book case full of books about cameras and started putting one together. It took many tries, but when he finished his camera, he could take pictures of snowflakes and say to anyone he met, "See for your self how beautiful snowflakes are."

- |          |          |          |
|----------|----------|----------|
| 1. _____ | 3. _____ | 5. _____ |
| 2. _____ | 4. _____ | 6. _____ |

**B. Writing Activity**

**Jack's favorite thing about the snow is snowflakes. Write a letter to a friend describing your perfect day in the snow. Include four spelling words in your writing.**

---



---



---



---



---



---

Name \_\_\_\_\_

Look at the words in each set below. One word in each set is spelled correctly. Use a pencil to fill in the circle next to the correct word. Before you begin, look at the sample set of words. Sample A has been done for you. Do Sample B by yourself. When you are sure you know what to do, you may go on with the rest of the page.

## Sample A:

- (A) birfday
- (B) berthday
- (C) birthday
- (D) burthday


## Sample B:

- (E) noatbook
- (F) notebook
- (G) notebouk
- (H) notbook

- |                    |                    |                     |                     |
|--------------------|--------------------|---------------------|---------------------|
| 1. (A) bakyard     | 6. (E) deasktop    | 11. (A) loudspeaker | 16. (E) nueborn     |
| (B) backyard       | (F) disktop        | (B) lowdspeaker     | (F) newborn         |
| (C) bakeyard       | (G) desktop        | (C) loudspeaker     | (G) nooborn         |
| (D) bacyard        | (H) desktopp       | (D) lowdspeker      | (H) neweborn        |
| 2. (E) beadspred   | 7. (A) fishboll    | 12. (E) overdo      | 17. (A) snostorm    |
| (F) bedspred       | (B) fishbowl       | (F) overdoo         | (B) snoestorm       |
| (G) bedsprede      | (C) fichbowl       | (G) overdew         | (C) snowstoorm      |
| (H) bedspread      | (D) fishbole       | (H) ovredo          | (D) snowstorm       |
| 3. (A) bedroom     | 8. (E) grandparent | 13. (A) overhed     | 18. (E) undertaik   |
| (B) bedrome        | (F) grandpairent   | (B) overhead        | (F) undartaik       |
| (C) beddroom       | (G) granparent     | (C) ourhead         | (G) undertake       |
| (D) bedrom         | (H) grandparint    | (D) overhede        | (H) unndertake      |
| 4. (E) kampfire    | 9. (A) blinedbold  | 14. (E) boukcase    | 19. (A) watterproof |
| (F) campfyre       | (B) blyndfold      | (F) bookase         | (B) waterproof      |
| (G) kampfyre       | (C) blindfold      | (G) bookcase        | (C) waterprouf      |
| (H) campfire       | (D) flindfould     | (H) bookcaise       | (D) watterprouf     |
| 5. (A) clothesline | 10. (E) lookout    | 15. (A) raleroad    | 20. (E) yurself     |
| (B) closeline      | (F) lokout         | (B) railrode        | (F) yourself        |
| (C) clowsline      | (G) loukout        | (C) ralerode        | (G) yorself         |
| (D) closelyne      | (H) lookowt        | (D) railroad        | (H) yourself        |

Name \_\_\_\_\_

**Fold back the paper along the dotted line. Use the blanks to write each word as it is read aloud. When you finish the test, unfold the paper. Use the list at the right to correct any spelling mistakes.**



- |                                  |                  |
|----------------------------------|------------------|
| 1. _____                         | 1. tasted        |
| 2. _____                         | 2. ripping       |
| 3. _____                         | 3. forced        |
| 4. _____                         | 4. flipping      |
| 5. _____                         | 5. tapped        |
| 6. _____                         | 6. flipped       |
| 7. _____                         | 7. scared        |
| 8. _____                         | 8. flagged       |
| 9. _____                         | 9. ripped        |
| 10. _____                        | 10. skipped      |
| 11. _____                        | 11. tapping      |
| 12. _____                        | 12. saved        |
| 13. _____                        | 13. skipping     |
| 14. _____                        | 14. scaring      |
| 15. _____                        | 15. flagging     |
| 16. _____                        | 16. discussed    |
| 17. _____                        | 17. saving       |
| 18. _____                        | 18. tasting      |
| 19. _____                        | 19. forcing      |
| 20. _____                        | 20. discussing   |
| <b>Review Words</b> 21. _____    | 21. bedspread    |
| 22. _____                        | 22. desktop      |
| 23. _____                        | 23. snowstorm    |
| <b>Challenge Words</b> 24. _____ | 24. outwitted    |
| 25. _____                        | 25. underscoring |

Name \_\_\_\_\_

ripped	flipping	tapped	skipping
ripping	flagged	tapping	saved
scared	flagging	tasted	saving
scaring	forced	tasting	discussed
flipped	forcing	skipped	discussing

**Using the Word Study Steps**

1. LOOK at the word.
2. SAY the word aloud.
3. STUDY the letters in the word.
4. WRITE the word.
5. CHECK the word.  
Did you spell the word right?  
If not, go back to step 1.

**Word Endings**

Write the spelling word by crossing off the final **-e** and then adding the ending **-ed**.

1. save \_\_\_\_\_
2. force \_\_\_\_\_
3. taste \_\_\_\_\_
4. scare \_\_\_\_\_

Write the spelling word by crossing off the final **-e** and then adding the ending **-ing**.

5. save \_\_\_\_\_
6. force \_\_\_\_\_
7. taste \_\_\_\_\_
8. scare \_\_\_\_\_

Write the spelling word by doubling the final consonant and adding the ending **-ed**.

9. rip \_\_\_\_\_
10. skip \_\_\_\_\_
11. tap \_\_\_\_\_
12. flag \_\_\_\_\_

Write the spelling word by doubling the final consonant and adding the ending **-ing**.

13. rip \_\_\_\_\_
14. skip \_\_\_\_\_
15. tap \_\_\_\_\_
16. flag \_\_\_\_\_

Name \_\_\_\_\_

ripped	flipping	tapped	skipping
ripping	flagged	tapping	saved
scared	flagging	tasted	saving
scaring	forced	tasting	discussed
flipped	forcing	skipped	discussing

**Pattern Power!**Write the spelling words that double the consonant before adding the *-ed*.

1. \_\_\_\_\_

4. \_\_\_\_\_

2. \_\_\_\_\_

5. \_\_\_\_\_

3. \_\_\_\_\_

Write the spelling words that drop the *e* before adding the *-ed*.

6. \_\_\_\_\_

8. \_\_\_\_\_

7. \_\_\_\_\_

9. \_\_\_\_\_

Write the spelling words that double the consonant before adding the *-ing*.

10. \_\_\_\_\_

13. \_\_\_\_\_

11. \_\_\_\_\_

14. \_\_\_\_\_

12. \_\_\_\_\_

Write the spelling words that drop the *e* before adding the *-ing*.

15. \_\_\_\_\_

17. \_\_\_\_\_

16. \_\_\_\_\_

18. \_\_\_\_\_

Write the spelling word that just adds the *-ed*.

19. \_\_\_\_\_

Write the spelling word that just adds the *-ing*.

20. \_\_\_\_\_

Name \_\_\_\_\_

ripped	flipping	tapped	skipping
ripping	flagged	tapping	saved
scared	flagging	tasted	saving
scaring	forced	tasting	discussed
flipped	forcing	skipped	discussing

**What's the Word?****Complete each sentence with a word from the spelling list.**

- Dalmations are good at \_\_\_\_\_ people from fires.
- My neighbor is \_\_\_\_\_ of dogs.
- Buster got in trouble for \_\_\_\_\_ up our couch.
- My parents \_\_\_\_\_ the idea of adopting a puppy.
- We \_\_\_\_\_ down the cars so they wouldn't hit the dog.
- The nervous puppy's tail was \_\_\_\_\_ the ground.
- I thought the meat loaf \_\_\_\_\_ good.
- My family \_\_\_\_\_ a dog from the shelter.
- Hannah \_\_\_\_\_ practice to take her dog for a walk.
- We are \_\_\_\_\_ dogs in school this week.
- The puppy is \_\_\_\_\_ the cat.
- The dog \_\_\_\_\_ up the carpet in the front hall.
- The poodle \_\_\_\_\_ over so I could pat her tummy.
- The teacher \_\_\_\_\_ the dog to sit.
- When I am \_\_\_\_\_, my dog runs beside me.
- My dog loves \_\_\_\_\_ all kinds of food.
- The collie was \_\_\_\_\_ his way through the crowd to find his owner.
- The hound \_\_\_\_\_ his nose on the window so we would let him in.
- My dog and I spent the morning \_\_\_\_\_ over stones in the yard.
- The tired dogs' ears were \_\_\_\_\_.

Name \_\_\_\_\_

**A. Proofreading**

**There are six spelling mistakes in these paragraphs. Circle the misspelled words. Write the words correctly on the lines below.**

My father was flipping through the paper when he saw the following ad:

“Do you have a caring home? Do you love scipping alongside your best friend? You are in luck! There are dozens of puppies at the local shelter just waiting to be savd.”

My dad rippd the ad out of the paper to show my mother. They discused the pros and cons of getting a dog for a long time. Finally they told me their decision. I nearly flipd with excitement. That afternoon we drove to the animal shelter and picked out our very own puppy!

- |          |          |          |
|----------|----------|----------|
| 1. _____ | 3. _____ | 5. _____ |
| 2. _____ | 4. _____ | 6. _____ |

**B. Writing Activity**

**Write about your favorite animal. Use at least three spelling words in your paragraph.**

---



---



---



---



---



---



---



---



---



---

Name \_\_\_\_\_

Look at the words in each set below. One word in each set is spelled correctly. Use a pencil to fill in the circle next to the correct word. Before you begin, look at the sample set of words. Sample A has been done for you. Do Sample B by yourself. When you are sure you know what to do, you may go on with the rest of the page.

## Sample A:

- (A) named
- (B) nameed
- (C) naimed
- (D) namede

## Sample B:

- (E) hoping
- (F) hoppeing
- (G) hoping
- (H) hopin

- |  |                                       |  |   |
|--|---------------------------------------|--|---|
| 1. <input checked="" type="radio"/> (A) ripped | 6. <input type="radio"/> (E) flipping | 11. <input type="radio"/> (A) tapt     | 16. <input type="radio"/> (E) scipping  |
| <input type="radio"/> (B) ript                 | <input type="radio"/> (F) flipping    | <input type="radio"/> (B) tapped       | <input type="radio"/> (F) skipping      |
| <input type="radio"/> (C) riped                | <input type="radio"/> (G) flippin     | <input type="radio"/> (C) tappt        | <input type="radio"/> (G) skiping       |
| <input type="radio"/> (D) rippt                | <input type="radio"/> (H) flipin      | <input type="radio"/> (D) taipped      | <input type="radio"/> (H) sciping       |
| 2. <input type="radio"/> (E) riping            | 7. <input type="radio"/> (A) flaged   | 12. <input type="radio"/> (E) tappin   | 17. <input type="radio"/> (A) scaved    |
| <input type="radio"/> (F) ripping              | <input type="radio"/> (B) flagd       | <input type="radio"/> (F) tapin        | <input type="radio"/> (B) saved         |
| <input type="radio"/> (G) ripin                | <input type="radio"/> (C) flagged     | <input type="radio"/> (G) tapping      | <input type="radio"/> (C) saveed        |
| <input type="radio"/> (H) rippin               | <input type="radio"/> (D) flaggd      | <input type="radio"/> (H) taipping     | <input type="radio"/> (D) savd          |
| 3. <input type="radio"/> (A) scareed           | 8. <input type="radio"/> (E) flaging  | 13. <input type="radio"/> (A) tasted   | 18. <input type="radio"/> (E) saveing   |
| <input type="radio"/> (B) skared               | <input type="radio"/> (F) flageing    | <input type="radio"/> (B) tasteed      | <input type="radio"/> (F) scaving       |
| <input type="radio"/> (C) skareed              | <input type="radio"/> (G) flagging    | <input type="radio"/> (C) taisted      | <input type="radio"/> (G) savein        |
| <input type="radio"/> (D) scared               | <input type="radio"/> (H) flagin      | <input type="radio"/> (D) taisteed     | <input type="radio"/> (H) saving        |
| 4. <input type="radio"/> (E) skaring           | 9. <input type="radio"/> (A) forced   | 14. <input type="radio"/> (E) taisting | 19. <input type="radio"/> (A) discused  |
| <input type="radio"/> (F) scareing             | <input type="radio"/> (B) forseed     | <input type="radio"/> (F) tasteing     | <input type="radio"/> (B) discussed     |
| <input type="radio"/> (G) skareing             | <input type="radio"/> (C) forsed      | <input type="radio"/> (G) tasting      | <input type="radio"/> (C) diskused      |
| <input type="radio"/> (H) scaring              | <input type="radio"/> (D) forceed     | <input type="radio"/> (H) taisteing    | <input type="radio"/> (D) diskussed     |
| 5. <input type="radio"/> (A) flipped           | 10. <input type="radio"/> (E) forsing | 15. <input type="radio"/> (A) skipt    | 20. <input type="radio"/> (E) disgusing |
| <input type="radio"/> (B) fliped               | <input type="radio"/> (F) forceing    | <input type="radio"/> (B) skiped       | <input type="radio"/> (F) discussing    |
| <input type="radio"/> (C) flipt                | <input type="radio"/> (G) forcing     | <input type="radio"/> (C) scipped      | <input type="radio"/> (G) diskussing    |
| <input type="radio"/> (D) flippt               | <input type="radio"/> (H) forseing    | <input type="radio"/> (D) skipped      | <input type="radio"/> (H) discusing     |




# Practice

Spelling:  
Inflectional Endings,  
Changing *y* to *i*

Name \_\_\_\_\_

Fold back the paper along the dotted line. Use the blanks to write each word as it is read aloud. When you finish the test, unfold the paper. Use the list at the right to correct any spelling mistakes.



- |                        |           |               |
|------------------------|-----------|---------------|
| 1.                     | _____     | 1. funnier    |
| 2.                     | _____     | 2. families   |
| 3.                     | _____     | 3. pennies    |
| 4.                     | _____     | 4. worried    |
| 5.                     | _____     | 5. replied    |
| 6.                     | _____     | 6. varied     |
| 7.                     | _____     | 7. marries    |
| 8.                     | _____     | 8. carries    |
| 9.                     | _____     | 9. easily     |
| 10.                    | _____     | 10. silliest  |
| 11.                    | _____     | 11. jumpier   |
| 12.                    | _____     | 12. emptier   |
| 13.                    | _____     | 13. merrier   |
| 14.                    | _____     | 14. applied   |
| 15.                    | _____     | 15. cozily    |
| 16.                    | _____     | 16. sorriest  |
| 17.                    | _____     | 17. prettily  |
| 18.                    | _____     | 18. lazier    |
| 19.                    | _____     | 19. happiest  |
| 20.                    | _____     | 20. dizziest  |
| <b>Review Words</b>    | 21. _____ | 21. scaring   |
|                        | 22. _____ | 22. tasting   |
|                        | 23. _____ | 23. skipped   |
| <b>Challenge Words</b> | 24. _____ | 24. handily   |
|                        | 25. _____ | 25. factories |

Name \_\_\_\_\_

pennies	marries	prettily	merrier
cozily	carries	happiest	dizziest
lazier	easily	emptier	funnier
replied	silliest	sorriest	jumpier
worried	applied	families	varied

**Using the Word Study Steps**

- |                                   |                               |
|-----------------------------------|-------------------------------|
| 1. LOOK at the word.              | 4. WRITE the word.            |
| 2. SAY the word aloud.            | 5. CHECK the word.            |
| 3. STUDY the letters in the word. | Did you spell the word right? |
|                                   | If not, go back to step 1.    |

**Find and Circle**

H	A	P	P	I	E	S	T	Q	F	F	M
S	F	R	X	Z	R	O	V	V	M	U	E
F	D	E	C	P	E	R	Q	Z	J	N	R
L	I	T	O	E	P	R	G	B	C	N	R
E	Z	T	Z	N	L	I	B	J	A	I	I
A	Z	I	I	N	I	E	A	U	R	E	E
S	I	L	L	I	E	S	T	M	R	R	R
I	E	Y	Y	E	D	T	L	P	I	W	L
L	S	P	W	S	V	A	R	I	E	D	C
Y	T	F	A	M	I	L	I	E	S	Q	Z
P	W	E	M	P	T	I	E	R	U	Y	W
W	O	R	R	I	E	D	O	G	G	Y	B
M	A	R	R	I	E	S	D	R	B	M	R

Name \_\_\_\_\_

pennies  
cozily  
lazier  
replied  
worriedmarries  
carries  
easily  
silliest  
appliedprettily  
happiest  
emptier  
sorriest  
familiesmerrier  
dizziest  
funnier  
jumper  
varied**Pattern Power!**Write the spelling words that drop the *y* before adding *-ies*.

1. \_\_\_\_\_ 3. \_\_\_\_\_  
2. \_\_\_\_\_ 4. \_\_\_\_\_

Write the spelling words that drop the *y* before adding the *-ily*.

5. \_\_\_\_\_ 6. \_\_\_\_\_ 7. \_\_\_\_\_

Write the spelling words that drop the *y* before adding *-iest*.

8. \_\_\_\_\_ 10. \_\_\_\_\_  
9. \_\_\_\_\_ 11. \_\_\_\_\_

Write the spelling words that drop the *y* before adding the *-ier*.

12. \_\_\_\_\_ 14. \_\_\_\_\_ 16. \_\_\_\_\_  
13. \_\_\_\_\_ 15. \_\_\_\_\_

Write the spelling words that drop the *y* before adding the *-ied*.

17. \_\_\_\_\_ 18. \_\_\_\_\_ 19. \_\_\_\_\_ 20. \_\_\_\_\_

Write the following words in alphabetical order: *happiest*,  
*emptier*, *dizziest*, *funnier*, *varied*, *pennies*, *cozily*, *worried*, *easily*.

21. \_\_\_\_\_ 24. \_\_\_\_\_ 27. \_\_\_\_\_  
22. \_\_\_\_\_ 25. \_\_\_\_\_ 28. \_\_\_\_\_  
23. \_\_\_\_\_ 26. \_\_\_\_\_ 29. \_\_\_\_\_

Name \_\_\_\_\_

pennies	marries	prettily	merrier
cozily	carries	happiest	dizziest
lazier	easily	emptier	funnier
replied	silliest	sorriest	jumpier
worried	applied	families	varied

**A. Fill in the Blanks****Complete each sentence with a word from the spelling list.**

- Blindness sometimes runs in \_\_\_\_\_.
- At first he was \_\_\_\_\_ when he lost his sight.
- Sally \_\_\_\_\_ home many books in Braille from the library.
- The senior citizen's story got \_\_\_\_\_ each time he told it.
- I never feel \_\_\_\_\_ than on a Sunday afternoon.
- She was even \_\_\_\_\_ on the day of her eye surgery.
- Even though Julie is blind, she is \_\_\_\_\_ than anyone I know.
- She feels \_\_\_\_\_ when people are talking all around her.
- The deaf man \_\_\_\_\_ to the question in sign language.
- She felt \_\_\_\_\_ for people without loving families.

**B. Synonym Alert!****Write the spelling word that has the same, or almost the same, meaning.**

- comfortably \_\_\_\_\_
- beautifully \_\_\_\_\_
- put on \_\_\_\_\_
- more bare \_\_\_\_\_

Name \_\_\_\_\_

**A. Proofreading**

**There are five spelling mistakes in this paragraph. Circle the misspelled words. Write the words correctly on the lines below.**

Not only is Catherine my best friend, but she is also one of the silliest people I know. She is marrier than any of the merriest elves in the North Pole. When Catherine comes over, she thinks up the best games to play. Once we built a giant city made only out of penies. It was so funny. It was even funier when she pretended to be a giant monster and knocked all the pennies down. We have the best time together. Some people might feel sorry for Catherine because she is blind. They might think she cannot do all the things she loves to do. But Catherine and I think that is silly. We both know Catherine is one of the happiest kids in our class.

1. \_\_\_\_\_      3. \_\_\_\_\_      5. \_\_\_\_\_  
 2. \_\_\_\_\_      4. \_\_\_\_\_

**B. Writing Activity**

**Write about your best friend. Use at least three spelling words in your paragraph.**

---



---



---



---



---



---



---



---



---



---

Name \_\_\_\_\_

Look at the words in each set below. One word in each set is spelled correctly. Use a pencil to fill in the circle next to the correct word. Before you begin, look at the sample set of words. Sample A has been done for you. Do Sample B by yourself. When you are sure you know what to do, you may go on with the rest of the page.

## Sample A:

- Ⓐ trys
- Ⓑ trise
- Ⓒ tryes
- Ⓓ tries

## Sample B:

- Ⓔ studded
- Ⓕ studied
- Ⓖ studeed
- Ⓗ studede


- |              |              |                 |                |
|--------------|--------------|-----------------|----------------|
| 1. Ⓐ pennys  | 6. Ⓔ marys   | 11. Ⓐ prettilie | 16. Ⓔ merryer  |
| Ⓑ pennyes    | Ⓕ marries    | Ⓑ prettyly      | Ⓕ maryer       |
| Ⓒ pennies    | Ⓖ maryes     | Ⓒ prettily      | Ⓖ marier       |
| Ⓓ pennees    | Ⓗ marryes    | Ⓓ pretily       | Ⓗ merrier      |
| 2. Ⓔ cozily  | 7. Ⓐ caries  | 12. Ⓔ happiest  | 17. Ⓐ dizzyist |
| Ⓕ cozylie    | Ⓑ carries    | Ⓕ happyist      | Ⓑ dizziest     |
| Ⓖ cozilie    | Ⓒ carrys     | Ⓖ happiest      | Ⓒ dizzyest     |
| Ⓗ cozyly     | Ⓓ carryes    | Ⓗ hapiest       | Ⓓ diziest      |
| 3. Ⓐ lazyer  | 8. Ⓔ easily  | 13. Ⓐ emtier    | 18. Ⓔ funier   |
| Ⓑ lazyr      | Ⓕ eesilie    | Ⓑ emptyer       | Ⓕ funnyer      |
| Ⓒ lazir      | Ⓖ easylie    | Ⓒ emptier       | Ⓖ funnyier     |
| Ⓓ lazier     | Ⓗ eazyly     | Ⓓ emptyer       | Ⓗ funnier      |
| 4. Ⓔ replyd  | 9. Ⓐ sillist | 14. Ⓔ sorriest  | 19. Ⓐ jumper   |
| Ⓕ replied    | Ⓑ sillyist   | Ⓕ sorryist      | Ⓑ jumpyier     |
| Ⓖ replide    | Ⓒ silliest   | Ⓖ sorrlist      | Ⓒ jumpier      |
| Ⓗ replied    | Ⓓ sillyest   | Ⓗ sorryest      | Ⓓ jumpyr       |
| 5. Ⓐ worried | 10. Ⓔ aplied | 15. Ⓐ familiees | 20. Ⓔ varyd    |
| Ⓑ worreed    | Ⓕ applied    | Ⓑ families      | Ⓕ varried      |
| Ⓒ worried    | Ⓖ aplide     | Ⓒ familys       | Ⓖ varied       |
| Ⓓ worryd     | Ⓗ aplied     | Ⓓ familiees     | Ⓗ varied       |

# Practice

Spelling:  
/ü/, /ū/, and /û/  
Sounds

Name \_\_\_\_\_

Fold back the paper along the dotted line. Use the blanks to write each word as it is read aloud. When you finish the test, unfold the paper. Use the list at the right to correct any spelling mistakes.



- |                        |           |              |
|------------------------|-----------|--------------|
| 1.                     | _____     | 1. zoom      |
| 2.                     | _____     | 2. tunes     |
| 3.                     | _____     | 3. brooks    |
| 4.                     | _____     | 4. you'll    |
| 5.                     | _____     | 5. wool      |
| 6.                     | _____     | 6. mood      |
| 7.                     | _____     | 7. suits     |
| 8.                     | _____     | 8. crew      |
| 9.                     | _____     | 9. spool     |
| 10.                    | _____     | 10. stool    |
| 11.                    | _____     | 11. cookie   |
| 12.                    | _____     | 12. food     |
| 13.                    | _____     | 13. used     |
| 14.                    | _____     | 14. grew     |
| 15.                    | _____     | 15. group    |
| 16.                    | _____     | 16. stoop    |
| 17.                    | _____     | 17. move     |
| 18.                    | _____     | 18. stew     |
| 19.                    | _____     | 19. huge     |
| 20.                    | _____     | 20. should   |
| <b>Review Words</b>    | 21. _____ | 21. pennies  |
|                        | 22. _____ | 22. prettily |
|                        | 23. _____ | 23. funnier  |
| <b>Challenge Words</b> | 24. _____ | 24. crooked  |
|                        | 25. _____ | 25. juicy    |

Name \_\_\_\_\_

should	you'll	crew	food	stoop
zoom	wool	spool	used	move
tunes	mood	stool	grew	stew
brooks	suits	cookie	group	huge

**Using the Word Study Steps**

1. LOOK at the word.
2. SAY the word aloud.
3. STUDY the letters in the word.
4. WRITE the word.
5. CHECK the word.  
Did you spell the word right?  
If not, go back to step 1.

**Find and Circle**

**Where are the spelling words?**

X	Z	T	U	N	E	S	T	O	O	L	Z
C	R	E	W	X	C	G	S	E	E	W	O
O	J	K	P	W	D	Q	Y	Z	X	C	O
O	T	P	F	O	O	D	O	M	S	Y	M
K	B	W	S	X	V	B	U	O	N	R	W
I	R	M	O	V	E	G	'	O	H	S	P
E	O	T	S	H	O	U	L	D	U	P	S
V	O	X	W	Q	U	S	L	R	G	O	T
Y	K	V	X	Z	W	E	P	M	E	O	O
K	S	U	I	T	S	D	F	G	J	L	O
S	T	E	W	R	N	G	R	O	U	P	P
P	G	R	E	W	W	O	O	L	Z	X	Q



Name \_\_\_\_\_

should	you'll	crew	food	stoop
zoom	wool	spool	used	move
tunes	mood	stool	grew	stew
brooks	suits	cookie	group	huge

**Pattern Power!**

Write the spelling word under the spelling pattern to which it belongs.

**/ü/ spelled oo**

1. \_\_\_\_\_
2. \_\_\_\_\_
3. \_\_\_\_\_
4. \_\_\_\_\_
5. \_\_\_\_\_
6. \_\_\_\_\_
7. \_\_\_\_\_
8. \_\_\_\_\_
9. \_\_\_\_\_

**/ü/ spelled u-e**

10. \_\_\_\_\_
11. \_\_\_\_\_
12. \_\_\_\_\_

**/ü/ spelled ou**

13. \_\_\_\_\_
14. \_\_\_\_\_
15. \_\_\_\_\_

**/ü/ spelled ew**

16. \_\_\_\_\_
17. \_\_\_\_\_
18. \_\_\_\_\_

**/ü/ spelled ui**

19. \_\_\_\_\_

**/ü/ spelled o-e**

20. \_\_\_\_\_

Name \_\_\_\_\_

Spelling:  
Long *u*, *oo*

should	you'll	crew	food	stoop
zoom	wool	spool	used	move
tunes	mood	stool	grew	stew
brooks	suits	cookie	group	huge

**A. Fill in the Blanks**

Complete each sentence with a word from the spelling list.

- Gasoline powers cars so they can \_\_\_\_\_.
- Leaving the lights on is a \_\_\_\_\_ waste of electricity.
- We \_\_\_\_\_ all the wood to make the fire.
- When we go camping, we cook our \_\_\_\_\_ over the campfire.
- Even small currents in creeks and \_\_\_\_\_ can create energy.
- The space \_\_\_\_\_ built large solar panels to collect energy.
- \_\_\_\_\_ we turn off the heat before we leave the house?
- He needs batteries so he can listen to \_\_\_\_\_ on his stereo.
- Mother always \_\_\_\_\_ her own vegetables in the backyard.
- Farmers shear sheep for their \_\_\_\_\_.
- We turned the lights down low to create a scary \_\_\_\_\_.
- Father had to stand on a \_\_\_\_\_ to check the fuse box.

**B. Synonym Alert!**

Write the spelling word that has the same, or almost the same, meaning.

- zip \_\_\_\_\_
- costumes \_\_\_\_\_
- coil \_\_\_\_\_
- assembly \_\_\_\_\_

Name \_\_\_\_\_

**A. Proofreading Activity**

**There are six spelling mistakes in this paragraph. Circle the misspelled words. Write the words correctly on the lines below.**

People have yewsed a lot of energy over the years. We use gasoline to make our cars moove. We use electricity to cook our fud. We use oil to heat our homes. It's about time we started looking for some new sources of energy! Many people believe we shuld try to use the energy of the sun and wind. In Denmark, they use hoog windmills to collect energy from wind. In Japan, a groop of builders make homes with tiles on the roof that absorb the heat of the sun. If we work together, we can find solutions to our energy problems.

- |          |          |          |
|----------|----------|----------|
| 1. _____ | 3. _____ | 5. _____ |
| 2. _____ | 4. _____ | 6. _____ |

**B. Writing Activity**

**Write about ways that you can help save energy. Use at least three spelling words in your paragraph.**

---



---



---



---



---



---



---



---



---



---

Name \_\_\_\_\_

Spelling:  
Long *u*, *oo*

Look at the words in each set below. One word in each set is spelled correctly. Use a pencil to fill in the circle next to the correct word. Before you begin, look at the sample set of words. Sample A has been done for you. Do Sample B by yourself. When you are sure you know what to do, you may go on with the rest of the page.

## Sample A:

- (A) tube
- (B) tueb
- (C) toob
- (D) toub

## Sample B:

- (E) spoune
- (F) spewn
- (G) spoon
- (H) spoone

- 1.  (A) shoud
- (B) shude
- (C) shood
- (D) should

- 6.  (E) wool
- (F) woul
- (G) wull
- (H) woll

- 11.  (A) stoul
- (B) stule
- (C) stool
- (D) stewl

- 16.  (E) groop
- (F) grewp
- (G) group
- (H) grupe

- 2.  (E) zume
- (F) zoom
- (G) zuem
- (H) zoum

- 7.  (A) mewd
- (B) mude
- (C) mood
- (D) moud

- 12.  (E) kookie
- (F) cooky
- (G) cukie
- (H) cookie

- 17.  (A) stoop
- (B) stuep
- (C) stuip
- (D) stewp

- 3.  (A) toons
- (B) tuens
- (C) tewns
- (D) tunes

- 8.  (E) soots
- (F) souts
- (G) suets
- (H) suits

- 13.  (A) fude
- (B) food
- (C) foud
- (D) fewd

- 18.  (E) moove
- (F) move
- (G) mouve
- (H) muve

- 4.  (E) brukes
- (F) brueks
- (G) brooks
- (H) brouks

- 9.  (A) croo
- (B) crew
- (C) crou
- (D) crue

- 14.  (E) yewsed
- (F) used
- (G) uzed
- (H) uced

- 19.  (A) stoo
- (B) stue
- (C) stou
- (D) stew

- 5.  (A) you'll
- (B) yue'll
- (C) you'l
- (D) yu'le

- 10.  (E) spoul
- (F) spool
- (G) spewl
- (H) spule

- 15.  (A) grew
- (B) grue
- (C) groo
- (D) grou


- 20.  (E) huje
- (F) hooge
- (G) huge
- (H) hewg

# Practice

Spelling:  
Diphthongs *oi, oy,*  
*ou, ow*

Name \_\_\_\_\_

Fold back the paper along the dotted line. Use the blanks to write each word as it is read aloud. When you finish the test, unfold the paper. Use the list at the right to correct any spelling mistakes.



- |           |              |
|-----------|--------------|
| 1. _____  | 1. flower    |
| 2. _____  | 2. voices    |
| 3. _____  | 3. tower     |
| 4. _____  | 4. mound     |
| 5. _____  | 5. cowboy    |
| 6. _____  | 6. gown      |
| 7. _____  | 7. frown     |
| 8. _____  | 8. south     |
| 9. _____  | 9. howling   |
| 10. _____ | 10. annoy    |
| 11. _____ | 11. noises   |
| 12. _____ | 12. pound    |
| 13. _____ | 13. hound    |
| 14. _____ | 14. pouch    |
| 15. _____ | 15. thousand |
| 16. _____ | 16. wound    |
| 17. _____ | 17. grouch   |
| 18. _____ | 18. cough    |
| 19. _____ | 19. grown    |
| 20. _____ | 20. voyage   |
| 21. _____ | 21. cookie   |
| 22. _____ | 22. zoom     |
| 23. _____ | 23. group    |
| 24. _____ | 24. drought  |
| 25. _____ | 25. downtown |

### Review Words

### Challenge Words

Name \_\_\_\_\_

pouch  
noises  
flower  
south  
cowboygown  
mound  
frown  
pound  
voicesvoyage  
annoy  
hound  
grown  
grouchhowling  
cough  
wound  
thousand  
tower**Using the Word Study Steps**

1. LOOK at the word.
2. SAY the word aloud.
3. STUDY the letters in the word.
4. WRITE the word.
5. CHECK the word.  
Did you spell the word right?  
If not, go back to step 1.

**Find Rhyming Words**

Circle the word in each row that rhymes with the word in dark type.

- |                  |        |        |       |
|------------------|--------|--------|-------|
| 1. <b>shower</b> | down   | tower  | bowl  |
| 2. <b>couch</b>  | grouch | foul   | loud  |
| 3. <b>sound</b>  | soup   | down   | pound |
| 4. <b>town</b>   | gown   | mound  | out   |
| 5. <b>found</b>  | cookie | hound  | snow  |
| 6. <b>own</b>    | out    | scout  | grown |
| 7. <b>ouch</b>   | pouch  | ounce  | once  |
| 8. <b>clown</b>  | frown  | zoom   | clam  |
| 9. <b>mouth</b>  | south  | mom    | move  |
| 10. <b>found</b> | find   | mound  | huge  |
| 11. <b>hound</b> | wound  | annoy  | gown  |
| 12. <b>gown</b>  | cowboy | voyage | frown |

Name \_\_\_\_\_

pouch  
noises  
flower  
south  
cowboy

gown  
mound  
frown  
pound  
voices

voyage  
annoy  
hound  
grown  
grouch

howling  
cough  
wound  
thousand  
tower

**Pattern Power!**

Write the spelling words that have these patterns.

*ou*

1. \_\_\_\_\_
2. \_\_\_\_\_
3. \_\_\_\_\_
4. \_\_\_\_\_
5. \_\_\_\_\_
6. \_\_\_\_\_
7. \_\_\_\_\_
8. \_\_\_\_\_

*ow*

13. \_\_\_\_\_
14. \_\_\_\_\_
15. \_\_\_\_\_
16. \_\_\_\_\_
17. \_\_\_\_\_
18. \_\_\_\_\_

*ough*

9. \_\_\_\_\_

*oi*

19. \_\_\_\_\_
20. \_\_\_\_\_

*oy*

10. \_\_\_\_\_
11. \_\_\_\_\_
12. \_\_\_\_\_

**Order Please!**

Write the following words in alphabetical order: *hound, grown, thousand, pouch, flower.*

21. \_\_\_\_\_
22. \_\_\_\_\_
23. \_\_\_\_\_
24. \_\_\_\_\_
25. \_\_\_\_\_

Name \_\_\_\_\_

pouch	gown	voyage	howling
noises	mound	annoy	cough
flower	frown	hound	wound
south	pound	grown	thousand
cowboy	voices	grouch	tower

**A. What's the Word?****Complete each sentence with a word from the spelling list.**

1. This summer my family is going on a whale-watching \_\_\_\_\_.
2. There are fewer than 500 whales \_\_\_\_\_ of the equator.
3. I bet a whale could eat a \_\_\_\_\_ of shrimp in two seconds.
4. The whale had a huge \_\_\_\_\_ caused by the boat propeller.
5. They spotted the pod of whales from the ship \_\_\_\_\_.
6. The day after our boat trip, I awoke with a terrible \_\_\_\_\_.
7. Will it \_\_\_\_\_ the whales if I take pictures of them?
8. I'd rather be a scientist than a \_\_\_\_\_ when I grow up.

**B. What Does It Mean?****Read each dictionary definition below. Then write the spelling word that matches the definition.**

9. the opposite of a smile \_\_\_\_\_
10. long formal dress \_\_\_\_\_
11. to produce blooms \_\_\_\_\_
12. making a loud, high noise \_\_\_\_\_
13. a small hill \_\_\_\_\_
14. to follow or chase \_\_\_\_\_



Name \_\_\_\_\_

**A. Proofreading**

There are five spelling mistakes in this paragraph. Circle the misspelled words. Write the words correctly on the lines below.

**The Whale Voiage**

We began our whale-watching trip in Seattle, Washington. I was being a big growch about the trip. First of all, it had been raining all day and I didn't want to be cold and wet. Then, on the car trip to the dock, I realized I had forgotten to bring any food. So now my stomach was making noyses and I was hungry, too. My parents kept telling me not to fron, but I couldn't help it. I didn't want to go whale watching. I wanted to stay home and play with my friends. When we got out on the water, I was miserable. Then I saw my first whale! A huge orca came out of the water about a thosand feet from our boat. It was incredible!

1. \_\_\_\_\_      3. \_\_\_\_\_      5. \_\_\_\_\_  
2. \_\_\_\_\_      4. \_\_\_\_\_

**B. Writing Activity**

Write about a trip you have taken. Use at least three spelling words in your paragraph.

---



---



---



---



---



---



---



---

Name \_\_\_\_\_

Look at the words in each set below. One word in each set is spelled correctly. Use a pencil to fill in the circle next to the correct word. Before you begin, look at the sample set of words. Sample A has been done for you. Do Sample B by yourself. When you are sure you know what to do, you may go on with the rest of the page.

## Sample A:

- Ⓐ toyle
- Ⓑ toile
- Ⓒ toil
- Ⓓ toyle

## Sample B:

- Ⓔ rownd
- Ⓕ round
- Ⓖ rounde
- Ⓗ rownde


- |             |             |              |                |
|-------------|-------------|--------------|----------------|
| 1. Ⓐ powch  | 6. Ⓔ gown   | 11. Ⓐ voyije | 16. Ⓔ houwling |
| Ⓑ pouch     | Ⓕ gowne     | Ⓑ voiage     | Ⓕ houling      |
| Ⓒ poush     | Ⓖ gown      | Ⓒ voyaje     | Ⓖ howling      |
| Ⓓ pouche    | Ⓗ goune     | Ⓓ voyage     | Ⓗ whowling     |
| 2. Ⓔ nois   | 7. Ⓐ mowned | 12. Ⓔ anoy   | 17. Ⓐ coff     |
| Ⓕ noys      | Ⓑ mounded   | Ⓕ annoi      | Ⓑ cough        |
| Ⓖ noises    | Ⓒ mound     | Ⓖ annoiy     | Ⓒ kough        |
| Ⓗ noyses    | Ⓓ mownd     | Ⓗ annoy      | Ⓓ koff         |
| 3. Ⓐ flouer | 8. Ⓔ froun  | 13. Ⓐ houned | 18. Ⓔ wooned   |
| Ⓑ flauer    | Ⓕ frauwn    | Ⓑ hound      | Ⓕ wownd        |
| Ⓒ flower    | Ⓖ froune    | Ⓒ hownd      | Ⓖ wouned       |
| Ⓓ flowr     | Ⓗ frown     | Ⓓ howned     | Ⓗ wound        |
| 4. Ⓔ southe | 9. Ⓐ pound  | 14. Ⓔ grown  | 19. Ⓐ thowsend |
| Ⓕ south     | Ⓑ pownd     | Ⓕ grone      | Ⓑ thowsand     |
| Ⓖ sowth     | Ⓒ paund     | Ⓖ groane     | Ⓒ thousand     |
| Ⓗ sowthe    | Ⓓ powned    | Ⓗ groune     | Ⓓ thousand     |
| 5. Ⓐ kowboi | 10. Ⓔ voyc  | 15. Ⓐ grouch | 20. Ⓔ touer    |
| Ⓑ cowboy    | Ⓕ voys      | Ⓑ growch     | Ⓕ tauer        |
| Ⓒ couboy    | Ⓖ voices    | Ⓒ grouche    | Ⓖ tower        |
| Ⓓ kowboy    | Ⓗ voyces    | Ⓓ growsh     | Ⓗ touwer       |

# Practice

Spelling:  
Variant Vowel /ô/  
*au, aw, alt, alk, all*

Name \_\_\_\_\_

Fold back the paper along the dotted line. Use the blanks to write each word as it is read aloud. When you finish the test, unfold the paper. Use the list at the right to correct any spelling mistakes.



- |                                  |               |
|----------------------------------|---------------|
| 1. _____                         | 1. walker     |
| 2. _____                         | 2. chalk      |
| 3. _____                         | 3. laws       |
| 4. _____                         | 4. stalk      |
| 5. _____                         | 5. bald       |
| 6. _____                         | 6. caught     |
| 7. _____                         | 7. drawn      |
| 8. _____                         | 8. halt       |
| 9. _____                         | 9. strawberry |
| 10. _____                        | 10. fought    |
| 11. _____                        | 11. caller    |
| 12. _____                        | 12. half      |
| 13. _____                        | 13. straw     |
| 14. _____                        | 14. small     |
| 15. _____                        | 15. thought   |
| 16. _____                        | 16. talking   |
| 17. _____                        | 17. awe       |
| 18. _____                        | 18. shawl     |
| 19. _____                        | 19. false     |
| 20. _____                        | 20. squall    |
| <b>Review Words</b> 21. _____    | 21. south     |
| 22. _____                        | 22. pouch     |
| 23. _____                        | 23. annoy     |
| <b>Challenge Words</b> 24. _____ | 24. wallpaper |
| 25. _____                        | 25. awkward   |

Name \_\_\_\_\_

small	bald	halt	stalk	thought
laws	squall	strawberry	shawl	caught
caller	talking	walker	awe	straw
false	drawn	fought	chalk	half

**Using the Word Study Steps**

1. LOOK at the word.
2. SAY the word aloud.
3. STUDY the letters in the word.
4. WRITE the word.
5. CHECK the word.  
Did you spell the word right?  
If not, go back to step 1.

**Find and Circle**

Where are the spelling words?

S	T	R	A	W	B	E	R	R	Y	L	Z
F	J	K	X	C	A	U	G	H	T	A	M
C	C	A	W	E	Z	D	F	H	P	W	P
V	A	W	Q	F	D	R	A	W	N	S	K
S	L	H	S	A	T	H	O	U	G	H	T
T	L	A	H	L	G	R	J	B	W	B	A
A	E	L	A	S	F	S	Q	U	A	L	L
L	R	T	W	E	X	Q	W	H	L	P	K
K	P	S	L	X	B	Z	Y	A	K	M	I
J	X	V	S	M	A	L	L	L	E	D	N
C	H	A	L	K	L	J	P	F	R	Z	G
S	T	R	A	W	D	F	O	U	G	H	T

Name \_\_\_\_\_

small	bald	halt	stalk	thought
laws	squall	strawberry	shawl	caught
caller	talking	walker	awe	straw
false	drawn	fought	chalk	half

**Pattern Power!**

Write the spelling word under the matching vowel sound.

**/ô/ spelled *au***

1. \_\_\_\_\_

13. \_\_\_\_\_

14. \_\_\_\_\_

**/ô/ spelled *aw***

2. \_\_\_\_\_

15. \_\_\_\_\_

16. \_\_\_\_\_

3. \_\_\_\_\_

17. \_\_\_\_\_

4. \_\_\_\_\_

**/ô/ ough**

5. \_\_\_\_\_

18. \_\_\_\_\_

6. \_\_\_\_\_

19. \_\_\_\_\_

7. \_\_\_\_\_

**/ô/ augh**

**/ô/ spelled *a***

8. \_\_\_\_\_

20. \_\_\_\_\_

9. \_\_\_\_\_

10. \_\_\_\_\_

11. \_\_\_\_\_

12. \_\_\_\_\_

Name \_\_\_\_\_

small	bald	halt	stalk	thought
laws	squall	strawberry	shawl	caught
caller	talking	walker	awe	straw
false	drawn	fought	chalk	half

**A. Fill in the Blanks**

**Complete each sentence with a word from the spelling list.**

1. Sharks \_\_\_\_\_ coral reefs for crabs, lobsters, and fish.
2. I am in \_\_\_\_\_ of the beauty of the coral reefs.
3. A sudden \_\_\_\_\_ caused the ship to crash on the coral reefs.
4. We must work to \_\_\_\_\_ the destruction of the coral reefs.
5. Many colorful fish are \_\_\_\_\_ by coral reef divers.
6. Coral reefs are created by very \_\_\_\_\_ animals and plants.
7. The group has \_\_\_\_\_ for years to preserve the coral reefs.
8. We watched the \_\_\_\_\_ eagle soar over the water.
9. I never \_\_\_\_\_ that I would get to see a coral reef.
10. Coral is considered half animal and \_\_\_\_\_ plant.

**B. What's the Word?**

**Write the spelling words that match the clues below.**

11. Someone who pays a visit \_\_\_\_\_
12. What you use to write on the board \_\_\_\_\_
13. A small red fruit \_\_\_\_\_
14. Someone who strolls \_\_\_\_\_
15. A wrap that keeps you warm \_\_\_\_\_

Name \_\_\_\_\_

**A. Proofreading**

There are six spelling mistakes in this paragraph. Circle the misspelled words. Write the words correctly on the lines below.

**What If...**

Lazily the bawld eagle flew over the water. Looking down, he could see the huge coral reef just below the surface of the waves. Smaul fish darted everywhere. The eagle imagined what it would be like to be a giant shark. All day he would stalck the reefs. Whatever he cought would be his next meal. Just then, a cold breeze ruffled the eagle's feathers. In the air, he could smell that a great sqwall was coming in from the south. "Luckily," the eagle thawt, "I am a bird and not a shark. I can fly away from the rain instead of swimming all day in the water." With that, the eagle flew toward land.

1. \_\_\_\_\_      3. \_\_\_\_\_      5. \_\_\_\_\_  
2. \_\_\_\_\_      4. \_\_\_\_\_      6. \_\_\_\_\_

**B. Writing Activity**

Write about an animal you might like to be. Use at least three spelling words in your paragraph.

---



---



---



---



---



---



---



---

Name \_\_\_\_\_

Spelling:  
Variant Vowel/ô/  
au, aw, ait, alk, all

Look at the words in each set below. One word in each set is spelled correctly. Use a pencil to fill in the circle next to the correct word. Before you begin, look at the sample set of words. Sample A has been done for you. Do Sample B by yourself. When you are sure you know what to do, you may go on with the rest of the page.

## Sample A:

- Ⓐ tawk
- Ⓑ tocke
- Ⓒ talk
- Ⓓ tokk

## Sample B:

- Ⓔ bought
- Ⓕ bott
- Ⓖ bowt
- Ⓗ boute

- 1. Ⓐ smawl
- Ⓑ small
- Ⓒ smaul
- Ⓓ smal

- 6. Ⓔ skwall
- Ⓕ squall
- Ⓖ schwall
- Ⓗ squawl

- 11. Ⓐ wokker
- Ⓑ wauker
- Ⓒ walker
- Ⓓ wawker

- 16. Ⓔ chalk
- Ⓕ chokk
- Ⓖ chawk
- Ⓗ chauk

- 2. Ⓔ laus
- Ⓕ losse
- Ⓖ lawz
- Ⓗ laws

- 7. Ⓐ tokking
- Ⓑ tawking
- Ⓒ talking
- Ⓓ tauking

- 12. Ⓔ faught
- Ⓕ fott
- Ⓖ fought
- Ⓗ fawt

- 17. Ⓐ thott
- Ⓑ thought
- Ⓒ thawt
- Ⓓ thaute

- 3. Ⓐ kawler
- Ⓑ cawler
- Ⓒ coller
- Ⓓ caller

- 8. Ⓔ draun
- Ⓕ drawn
- Ⓖ dran
- Ⓗ druan

- 13. Ⓐ stawk
- Ⓑ stalk
- Ⓒ stauk
- Ⓓ stolk

- 18. Ⓔ cott
- Ⓕ cawte
- Ⓖ caught
- Ⓗ caut

- 4. Ⓔ fals
- Ⓕ fawlse
- Ⓖ fauls
- Ⓗ false

- 9. Ⓐ halt
- Ⓑ holt
- Ⓒ hault
- Ⓓ hawlt

- 14. Ⓔ shaul
- Ⓕ shalle
- Ⓖ shawl
- Ⓗ sholl

- 19. Ⓐ strah
- Ⓑ strau
- Ⓒ strawe
- Ⓓ straw

- 5. Ⓐ balld
- Ⓑ bawld
- Ⓒ bauled
- Ⓓ bald

- 10. Ⓔ strahberry
- Ⓕ strawbery
- Ⓖ strawberry
- Ⓗ strawbarry


- 15. Ⓐ awe
- Ⓑ auwe
- Ⓒ aue
- Ⓓ ahwe

- 20. Ⓔ half
- Ⓕ haff
- Ⓖ haf
- Ⓗ hafe



Name \_\_\_\_\_

**Fold back the paper along the dotted line. Use the blanks to write each word as it is read aloud. When you finish the test, unfold the paper. Use the list at the right to correct any spelling mistakes.**



- |                                  |              |
|----------------------------------|--------------|
| 1. _____                         | 1. dinner    |
| 2. _____                         | 2. blanket   |
| 3. _____                         | 3. willow    |
| 4. _____                         | 4. plastic   |
| 5. _____                         | 5. welcome   |
| 6. _____                         | 6. summer    |
| 7. _____                         | 7. dipper    |
| 8. _____                         | 8. foggy     |
| 9. _____                         | 9. thriller  |
| 10. _____                        | 10. ticket   |
| 11. _____                        | 11. swallow  |
| 12. _____                        | 12. picket   |
| 13. _____                        | 13. witness  |
| 14. _____                        | 14. slender  |
| 15. _____                        | 15. nodded   |
| 16. _____                        | 16. planner  |
| 17. _____                        | 17. member   |
| 18. _____                        | 18. fossil   |
| 19. _____                        | 19. rumbles  |
| 20. _____                        | 20. blossom  |
| <b>Review Words</b> 21. _____    | 21. talking  |
| 22. _____                        | 22. drawn    |
| 23. _____                        | 23. shawl    |
| <b>Challenge Words</b> 24. _____ | 24. cupboard |
| 25. _____                        | 25. friendly |

Name \_\_\_\_\_

Spelling:  
Closed Syllables

thriller	member	dipper	blossom	plastic
fossil	willow	summer	ticket	dinner
planner	nodded	slender	welcome	rumbles
swallow	foggy	picket	blanket	witness

**Using the Word Study Steps**

1. LOOK at the word.
2. SAY the word aloud.
3. STUDY the letters in the word.
4. WRITE the word.
5. CHECK the word.  
Did you spell the word right?  
If not, go back to step 1.

**Find and Circle****Find and circle the hidden spelling words.**

X T H R I L L E R X X Q W S  
 P I C K E T V Y P K D P Q W  
 Z C N O D D E D L Y I L Z A  
 V K V X F K Y V A Z P A J L  
 W E L C O M E X N K P S W L  
 I T V Y S B L A N K E T X O  
 T Y Z Z S U M M E R R I J W  
 N Y X D I N N E R Z W C W Q  
 E W I L L O W Z X V V X X S  
 S L E N D E R B L O S S O M  
 S W V L A N W F O G G Y Z Q  
 M E M B E R R U M B L E S Z

Name \_\_\_\_\_

thriller	member	dipper	blossom	plastic
fossil	willow	summer	ticket	dinner
planner	nodded	slender	welcome	rumbles
swallow	foggy	picket	blanket	witness

**Pattern Power!**

**Write the spelling words with these spelling patterns.**

**Words with Double Consonants**

1. \_\_\_\_\_
2. \_\_\_\_\_
3. \_\_\_\_\_
4. \_\_\_\_\_
5. \_\_\_\_\_
6. \_\_\_\_\_
7. \_\_\_\_\_
8. \_\_\_\_\_
9. \_\_\_\_\_
10. \_\_\_\_\_
11. \_\_\_\_\_

15. \_\_\_\_\_
16. \_\_\_\_\_
17. \_\_\_\_\_
18. \_\_\_\_\_
19. \_\_\_\_\_

**Rhyme Time**

**Write the spelling word that rhymes with each word or phrase.**

20. pillow \_\_\_\_\_
21. lick it \_\_\_\_\_
22. slipper \_\_\_\_\_
23. follow \_\_\_\_\_

**Words with Two Different Consonants**

12. \_\_\_\_\_
13. \_\_\_\_\_
14. \_\_\_\_\_

Name \_\_\_\_\_

Spelling:  
Closed Syllables

thriller	member	dipper	blossom	plastic
fossil	willow	summer	ticket	dinner
planner	nodded	slender	welcome	rumbles
swallow	foggy	picket	blanket	witness

**What's the Word?****Complete each sentence with a spelling word.**

- I had to leave the library to get home in time for \_\_\_\_\_.
- She is a \_\_\_\_\_ of the book club.
- This \_\_\_\_\_ we will go to the library every week.
- The reading group was talking about the \_\_\_\_\_ they had just finished.
- A white \_\_\_\_\_ fence surrounds the library grounds.
- The librarian is also the \_\_\_\_\_ of children's activities.
- The old woman could hear the \_\_\_\_\_ of thunder in the distance.
- We read a story about a new dinosaur \_\_\_\_\_ that was found.
- The sign said: "\_\_\_\_\_ to the library!"
- He curled up under a \_\_\_\_\_ to read the next chapter.
- The shady spot under the \_\_\_\_\_ tree was perfect for reading.
- The man \_\_\_\_\_ when the librarian told him where to find the book.
- It was a rainy and \_\_\_\_\_ morning, perfect for a trip to the library.
- The \_\_\_\_\_ book was hidden between two larger books on the shelf.
- Please \_\_\_\_\_ your food before you start talking.
- The librarian helped me find the \_\_\_\_\_ in a book about flowers.
- My library card is made of blue \_\_\_\_\_.
- The boy put the \_\_\_\_\_ into the pot to scoop out some soup.
- He got a speeding \_\_\_\_\_ on his way home from the library.
- There was only one \_\_\_\_\_ to the car accident.

Name \_\_\_\_\_

**A. There are six spelling mistakes in this flyer for the library’s book club. Circle the misspelled words. Write the words correctly on the lines below.**

Wellcom to the Main Street Library! We hope you will join us this somer each Saturday at noon for our book club meeting. When the weather is nice, we meet under the willo tree in front of the library. Bring your lunch and a blanket to sit on while we discuss some wonderful books and stories.

To become a memmbur of the club, all you have to do is show up!

Our first book is a real thriller! It’s about a boy who becomes a hero because he is a wittnes to a crime. Next up is a story about a dinosaur fosel that a scientist in Montana found.

We hope to see you this Saturday!

- |          |          |          |
|----------|----------|----------|
| 1. _____ | 3. _____ | 5. _____ |
| 2. _____ | 4. _____ | 6. _____ |

**B. Writing Activity**

**What can you learn about in the library? Write a paragraph about something you have learned by using the library, or about something you would like to learn. Use at least four spelling words in your description.**

---



---



---



---



---



---



---

Name \_\_\_\_\_

Look at the words in each set below. One word in each set is spelled correctly. Use a pencil to fill in the circle next to the correct word. Before you begin, look at the sample set of words. Sample A has been done for you. Do Sample B by yourself. When you are sure you know what to do, you may go on with the rest of the page.

## Sample A:

- (A) butter
- (B) buter
- (C) buttur
- (D) buttor


## Sample B:

- (E) basket
- (F) bascet
- (G) basket
- (H) bassket

- |   |                                      |  |                                       |
|---|--------------------------------------|--|---------------------------------------|
| 1. <input checked="" type="radio"/> (A) thriler | 6. <input type="radio"/> (E) willoe  | 11. <input type="radio"/> (A) slendor  | 16. <input type="radio"/> (E) blankit |
| <input type="radio"/> (B) thrillir              | <input type="radio"/> (F) wilowe     | <input type="radio"/> (B) slender      | <input type="radio"/> (F) blankut     |
| <input type="radio"/> (C) thrillor              | <input type="radio"/> (G) willow     | <input type="radio"/> (C) slendir      | <input type="radio"/> (G) blanket     |
| <input type="radio"/> (D) thriller              | <input type="radio"/> (H) wilow      | <input type="radio"/> (D) slendoor     | <input type="radio"/> (H) blanket     |
| 2. <input type="radio"/> (E) fassil             | 7. <input type="radio"/> (A) noddud  | 12. <input type="radio"/> (E) picket   | 17. <input type="radio"/> (A) plastic |
| <input type="radio"/> (F) fossil                | <input type="radio"/> (B) noddid     | <input type="radio"/> (F) pickit       | <input type="radio"/> (B) plastick    |
| <input type="radio"/> (G) fossul                | <input type="radio"/> (C) nauded     | <input type="radio"/> (G) pikket       | <input type="radio"/> (C) plastik     |
| <input type="radio"/> (H) fassol                | <input type="radio"/> (D) nodded     | <input type="radio"/> (H) pickot       | <input type="radio"/> (D) plasstik    |
| 3. <input type="radio"/> (A) plannur            | 8. <input type="radio"/> (E) fawgy   | 13. <input type="radio"/> (A) blossom  | 18. <input type="radio"/> (E) dinnir  |
| <input type="radio"/> (B) planner               | <input type="radio"/> (F) faugy      | <input type="radio"/> (B) blassom      | <input type="radio"/> (F) dinnor      |
| <input type="radio"/> (C) planir                | <input type="radio"/> (G) foggie     | <input type="radio"/> (C) blossom      | <input type="radio"/> (G) dinner      |
| <input type="radio"/> (D) plannar               | <input type="radio"/> (H) foggy      | <input type="radio"/> (D) blassum      | <input type="radio"/> (H) dinnur      |
| 4. <input type="radio"/> (E) swallo             | 9. <input type="radio"/> (A) dippur  | 14. <input type="radio"/> (E) tikket   | 19. <input type="radio"/> (A) rumbles |
| <input type="radio"/> (F) swallow               | <input type="radio"/> (B) dippir     | <input type="radio"/> (F) ticket       | <input type="radio"/> (B) rumbels     |
| <input type="radio"/> (G) swallow               | <input type="radio"/> (C) dippor     | <input type="radio"/> (G) tickit       | <input type="radio"/> (C) rumbls      |
| <input type="radio"/> (H) swalloe               | <input type="radio"/> (D) dipper     | <input type="radio"/> (H) tikkit       | <input type="radio"/> (D) rummbles    |
| 5. <input type="radio"/> (A) membrur            | 10. <input type="radio"/> (E) simmir | 15. <input type="radio"/> (A) wellcome | 20. <input type="radio"/> (E) witniss |
| <input type="radio"/> (B) membir                | <input type="radio"/> (F) summur     | <input type="radio"/> (B) welcome      | <input type="radio"/> (F) witnuss     |
| <input type="radio"/> (C) member                | <input type="radio"/> (G) summer     | <input type="radio"/> (C) welcome      | <input type="radio"/> (G) witnez      |
| <input type="radio"/> (D) membar                | <input type="radio"/> (H) summor     | <input type="radio"/> (D) welcum       | <input type="radio"/> (H) witness     |

Name \_\_\_\_\_

**Fold back the paper along the dotted line. Use the blanks to write each word as it is read aloud. When you finish the test, unfold the paper. Use the list at the right to correct any spelling mistakes.**



- |                                  |              |
|----------------------------------|--------------|
| 1. _____                         | 1. river     |
| 2. _____                         | 2. level     |
| 3. _____                         | 3. never     |
| 4. _____                         | 4. talent    |
| 5. _____                         | 5. radar     |
| 6. _____                         | 6. limit     |
| 7. _____                         | 7. diver     |
| 8. _____                         | 8. finish    |
| 9. _____                         | 9. famous    |
| 10. _____                        | 10. spoken   |
| 11. _____                        | 11. cabin    |
| 12. _____                        | 12. wiper    |
| 13. _____                        | 13. habit    |
| 14. _____                        | 14. bison    |
| 15. _____                        | 15. cider    |
| 16. _____                        | 16. stolen   |
| 17. _____                        | 17. promise  |
| 18. _____                        | 18. razor    |
| 19. _____                        | 19. pity     |
| 20. _____                        | 20. easel    |
| <b>Review Words</b> 21. _____    | 21. swallow  |
| 22. _____                        | 22. plastic  |
| 23. _____                        | 23. rumbles  |
| <b>Challenge Words</b> 24. _____ | 24. sequence |
| 25. _____                        | 25. vivid    |

Name \_\_\_\_\_

radar	pity	razor	diver	level
cabin	limit	wiper	finish	spoken
habit	cider	easel	river	promise
never	stolen	talent	bison	famous

**Using the Word Study Steps**

- LOOK at the word.
- SAY the word aloud.
- STUDY the letters in the word.
- WRITE the word.
- CHECK the word.  
Did you spell the word right?  
If not, go back to step 1.

**Rhyme Time**

Circle the word in each row that rhymes with the spelling word on the left.

1. pity	party	city	penny
2. diver	driver	dove	diary
3. spoken	bitten	bike	broken
4. habit	rabbit	rated	rapid
5. river	shave	shiver	shatter
6. never	clever	clover	cluster
7. wiper	pipe	paper	piper
8. easel	dull	double	diesel
9. cider	reader	road	rider
10. stolen	swallow	swollen	swimming



Name \_\_\_\_\_

radar	pity	razor	diver	level
cabin	limit	wiper	finish	spoken
habit	cider	easel	river	promise
never	stolen	talent	bison	famous

**Pattern Power!**

Write the spelling words with the following vowel sounds in the first syllable.

**Long *a***

1. \_\_\_\_\_
2. \_\_\_\_\_
3. \_\_\_\_\_

**Short *a***

4. \_\_\_\_\_
5. \_\_\_\_\_
6. \_\_\_\_\_

**Long *e***

7. \_\_\_\_\_

**Short *e***

8. \_\_\_\_\_
9. \_\_\_\_\_

**Long *i***

10. \_\_\_\_\_
11. \_\_\_\_\_
12. \_\_\_\_\_
13. \_\_\_\_\_

**Short *i***

14. \_\_\_\_\_
15. \_\_\_\_\_
16. \_\_\_\_\_
17. \_\_\_\_\_

**Long *o***

18. \_\_\_\_\_
19. \_\_\_\_\_

**Short *o***

20. \_\_\_\_\_

Name \_\_\_\_\_

radar	pity	razor	diver	level
cabin	limit	wiper	finish	spoken
habit	cider	easel	river	promise
never	stolen	talent	bison	famous

**What's the Word?****Complete each sentence with a spelling word.**

1. That actor has a lot of \_\_\_\_\_.
2. I \_\_\_\_\_ to learn my lines by Monday.
3. The \_\_\_\_\_ for the theater's seating is 200 people.
4. Try not to develop the bad \_\_\_\_\_ of nail biting.
5. He put the drawing of his ideas for the scenery up on the \_\_\_\_\_.
6. It is a \_\_\_\_\_ that the actor got sick on opening night.
7. We should \_\_\_\_\_ the scene and then take a break.
8. This play takes place in a small log \_\_\_\_\_ in the mountains.
9. I am \_\_\_\_\_ late for the drama club meeting.
10. Would you like to be a \_\_\_\_\_ actress some day?

**Define It!****Write the spelling words that have the same meaning as the words or phrases below.**

11. Buffalo \_\_\_\_\_
12. Even with something \_\_\_\_\_
13. Type of apple juice \_\_\_\_\_
14. Taken without permission \_\_\_\_\_
15. Sharp tool for shaving \_\_\_\_\_
16. System for finding airplanes \_\_\_\_\_

Name \_\_\_\_\_

**A. There are six spelling mistakes in this letter. Circle the misspelled words. Write the words correctly on the lines below.**

Dear Ms. Fisher,

I am writing because I think you are the best actress in the world! You have so much tallant. I want to be an actress, too. I am in the school play. I hope that someday I can be as fameus as you are.

My mom and I just saw your new movie. It was terrific. I especially loved the scene when you jumped into the rivvere. I could not believe that you were able to catch the man who was riding away in the stollan boat. I have nevar seen anything like it.

I have to go finnish my homework now. Thanks for making great movies! If you want to come see my play, it's this Saturday.

Regards,

Tamika Green

- |          |          |          |
|----------|----------|----------|
| 1. _____ | 3. _____ | 5. _____ |
| 2. _____ | 4. _____ | 6. _____ |

**B. Writing Activity**

**Imagine that you are writing a play about something being stolen. Write a short scene for two of the characters. Use at least four spelling words in your scene.**

---



---



---



---



---



---

Name \_\_\_\_\_

Look at the words in each set below. One word in each set is spelled correctly. Use a pencil to fill in the circle next to the correct word. Before you begin, look at the sample set of words. Sample A has been done for you. Do Sample B by yourself. When you are sure you know what to do, you may go on with the rest of the page.

## Sample A:

- (A) pielot
- (B) pilot
- (C) pilott
- (D) pilut


## Sample B:

- (E) lemun
- (F) limon
- (G) lemon
- (H) limen

- |  |   |   |  |
|--|---|---|--|
| 1. <input checked="" type="radio"/> (A) raydar | 6. <input type="radio"/> (E) limet            | 11. <input checked="" type="radio"/> (A) easel  | 16. <input type="radio"/> (E) bisen              |
| <input type="radio"/> (B) radar                | <input type="radio"/> (F) limnit              | <input type="radio"/> (B) eesall                | <input type="radio"/> (F) byson                  |
| <input type="radio"/> (C) rador                | <input type="radio"/> (G) limot               | <input type="radio"/> (C) easil                 | <input type="radio"/> (G) bysen                  |
| <input type="radio"/> (D) raidar               | <input type="radio"/> (H) limit               | <input type="radio"/> (D) esel                  | <input type="radio"/> (H) bison                  |
| 2. <input type="radio"/> (E) cabin             | 7. <input checked="" type="radio"/> (A) cider | 12. <input type="radio"/> (E) talint            | 17. <input checked="" type="radio"/> (A) levul   |
| <input type="radio"/> (F) caben                | <input type="radio"/> (B) sider               | <input type="radio"/> (F) tallint               | <input type="radio"/> (B) levill                 |
| <input type="radio"/> (G) cabbin               | <input type="radio"/> (C) syder               | <input type="radio"/> (G) tallent               | <input type="radio"/> (C) level                  |
| <input type="radio"/> (H) cabben               | <input type="radio"/> (D) cyder               | <input type="radio"/> (H) talent                | <input type="radio"/> (D) levall                 |
| 3. <input checked="" type="radio"/> (A) habet  | 8. <input type="radio"/> (E) stoalen          | 13. <input checked="" type="radio"/> (A) diever | 18. <input type="radio"/> (E) spokken            |
| <input type="radio"/> (B) habitt               | <input type="radio"/> (F) stolun              | <input type="radio"/> (B) divur                 | <input type="radio"/> (F) spokin                 |
| <input type="radio"/> (C) habit                | <input type="radio"/> (G) stolin              | <input type="radio"/> (C) divir                 | <input type="radio"/> (G) spoken                 |
| <input type="radio"/> (D) habette              | <input type="radio"/> (H) stolen              | <input type="radio"/> (D) diver                 | <input type="radio"/> (H) spoaken                |
| 4. <input type="radio"/> (E) nevor             | 9. <input checked="" type="radio"/> (A) razor | 14. <input type="radio"/> (E) finesh            | 19. <input checked="" type="radio"/> (A) promiss |
| <input type="radio"/> (F) nevir                | <input type="radio"/> (B) raser               | <input type="radio"/> (F) finish                | <input type="radio"/> (B) promise                |
| <input type="radio"/> (G) never                | <input type="radio"/> (C) rasor               | <input type="radio"/> (G) finiche               | <input type="radio"/> (C) pramise                |
| <input type="radio"/> (H) nevir                | <input type="radio"/> (D) razer               | <input type="radio"/> (H) finnesh               | <input type="radio"/> (D) promisce               |
| 5. <input checked="" type="radio"/> (A) pitty  | 10. <input type="radio"/> (E) wiper           | 15. <input checked="" type="radio"/> (A) rivur  | 20. <input type="radio"/> (E) famuss             |
| <input type="radio"/> (B) pity                 | <input type="radio"/> (F) wipper              | <input type="radio"/> (B) river                 | <input type="radio"/> (F) fameus                 |
| <input type="radio"/> (C) pittie               | <input type="radio"/> (G) wipur               | <input type="radio"/> (C) rivir                 | <input type="radio"/> (G) famous                 |
| <input type="radio"/> (D) pitie                | <input type="radio"/> (H) wipor               | <input type="radio"/> (D) rivor                 | <input type="radio"/> (H) faimous                |

Name \_\_\_\_\_

**Fold back the paper along the dotted line. Use the blanks to write each word as it is read aloud. When you finish the test, unfold the paper. Use the list at the right to correct any spelling mistakes.**



- |                                  |              |
|----------------------------------|--------------|
| 1. _____                         | 1. airfare   |
| 2. _____                         | 2. staircase |
| 3. _____                         | 3. between   |
| 4. _____                         | 4. persuade  |
| 5. _____                         | 5. discount  |
| 6. _____                         | 6. compound  |
| 7. _____                         | 7. beneath   |
| 8. _____                         | 8. sleepless |
| 9. _____                         | 9. oatmeal   |
| 10. _____                        | 10. eighteen |
| 11. _____                        | 11. baboon   |
| 12. _____                        | 12. mermaid  |
| 13. _____                        | 13. trainer  |
| 14. _____                        | 14. repeat   |
| 15. _____                        | 15. approach |
| 16. _____                        | 16. afloat   |
| 17. _____                        | 17. defeat   |
| 18. _____                        | 18. reveal   |
| 19. _____                        | 19. increase |
| 20. _____                        | 20. domain   |
| <b>Review Words</b> 21. _____    | 21. diver    |
| 22. _____                        | 22. finish   |
| 23. _____                        | 23. spoken   |
| <b>Challenge Words</b> 24. _____ | 24. employee |
| 25. _____                        | 25. reindeer |

Name \_\_\_\_\_

airfare	discount	oatmeal	trainer	defeat
staircase	compound	eighteen	repeat	reveal
between	beneath	baboon	approach	increase
persuade	sleepless	mermaid	afloat	domain

**Using the Word Study Steps**

- LOOK at the word.
- SAY the word aloud.
- STUDY the letters in the word.
- WRITE the word.
- CHECK the word.  
Did you spell the word right?  
If not, go back to step 1.

**Complete each word with a vowel team from the box below to write a spelling word. Then write the word.**

ai	ee	ua	ou	ea	oa	oo	ei
----	----	----	----	----	----	----	----

- |                       |                          |
|-----------------------|--------------------------|
| 1. rep_____t _____    | 11. _____ght_____n _____ |
| 2. disc_____nt _____  | 12. bab_____n _____      |
| 3. _____rfare _____   | 13. sl_____pless _____   |
| 4. betw_____n _____   | 14. tr_____ner _____     |
| 5. appr_____ch _____  | 15. def_____t _____      |
| 6. dom_____n _____    |                          |
| 7. ben_____th _____   |                          |
| 8. merm_____d _____   |                          |
| 9. pers_____de _____  |                          |
| 10. comp_____nd _____ |                          |

Name \_\_\_\_\_

airfare	discount	oatmeal	trainer	defeat
staircase	compound	eighteen	repeat	reveal
between	beneath	baboon	approach	increase
persuade	sleepless	mermaid	afloat	domain

**Vowel Team Power**

**Write the spelling words that contain the vowel teams below.**

***ai***

1. \_\_\_\_\_
2. \_\_\_\_\_
3. \_\_\_\_\_
4. \_\_\_\_\_
5. \_\_\_\_\_

***ea***

12. \_\_\_\_\_
13. \_\_\_\_\_
14. \_\_\_\_\_
15. \_\_\_\_\_
16. \_\_\_\_\_
17. \_\_\_\_\_

***ee***

6. \_\_\_\_\_
7. \_\_\_\_\_
8. \_\_\_\_\_

***oo***

18. \_\_\_\_\_

***ou***

9. \_\_\_\_\_
10. \_\_\_\_\_

***oa***

19. \_\_\_\_\_
20. \_\_\_\_\_
21. \_\_\_\_\_

***ua***

11. \_\_\_\_\_

***ei***

22. \_\_\_\_\_

Name \_\_\_\_\_

airfare	discount	oatmeal	trainer	defeat
staircase	compound	eighteen	repeat	reveal
between	beneath	baboon	approach	increase
persuade	sleepless	mermaid	afloat	domain

**A. It Takes Three****Write the spelling word that belongs with the other two words.**

1. door, hallway, \_\_\_\_\_
2. beat, win, \_\_\_\_\_
3. beside, among, \_\_\_\_\_
4. coach, umpire, \_\_\_\_\_
5. noun, contraction, \_\_\_\_\_
6. dragon, giant, \_\_\_\_\_
7. eggs, pancakes, \_\_\_\_\_
8. ape, gorilla, \_\_\_\_\_
9. sixteen, seventeen, \_\_\_\_\_
10. land, area, \_\_\_\_\_

**B. Words in Sentences****Write a spelling word to complete each sentence.**

11. I was able to \_\_\_\_\_ Mom to go to a national park.
12. The \_\_\_\_\_ to fly there was low.
13. We even used our \_\_\_\_\_ coupons to save money.
14. At the park, I lay down \_\_\_\_\_ the stars.
15. I spent a \_\_\_\_\_ night staring at the sky.
16. Then I waited for the dawn to \_\_\_\_\_.
17. I stayed \_\_\_\_\_ as we rafted down a river.
18. A hike in the park did \_\_\_\_\_ a lot of plant life.
19. Being quiet helped \_\_\_\_\_ my chances of seeing animals.
20. If I could, I would \_\_\_\_\_ this trip every year.



Name \_\_\_\_\_

**A. There are six spelling mistakes in this passage. Circle the misspelled words. Write the words correctly on the lines below.**

On Saturday, the eightene members of my nature club are going camping at a state park. To prepare us, our leader gave us a set of rules. He said:

1. No radios. It will defeet the purpose of the trip if you can't enjoy the sounds of nature.

2. You are in the animals' domane. Leave it just like you found it.

3. Listen carefully. I want everyone to be safe, and I don't want to repeet myself.

4. Have fun!

I'm sure it will be a sleapless night, but I know it will increese my love of nature.

1. \_\_\_\_\_      3. \_\_\_\_\_      5. \_\_\_\_\_  
 2. \_\_\_\_\_      4. \_\_\_\_\_      6. \_\_\_\_\_

**B. Write about a trip you have taken to a park or other natural area. Use at least four spelling words in your paragraph.**


---



---



---



---



---



---



---



---

Name \_\_\_\_\_

Look at the words in each set below. One word in each set is spelled correctly. Use a pencil to fill in the circle next to the correct word. Before you begin, look at the sample set of words. Sample A has been done for you. Do Sample B by yourself. When you are sure you know what to do, you may go on with the rest of the page.

## Sample A:

- (A) weekend
- (B) weekend
- (C) wweekend
- (D) wekend


## Sample B:

- (E) rowbote
- (F) roebote
- (G) rowboat
- (H) roeboat

- |  |  |  |   |
|--|--|--|---|
| 1. <input type="radio"/> (A) aightean        | 6. <input type="radio"/> (E) betwean         | 11. <input type="radio"/> (A) perswade       | 16. <input type="radio"/> (E) discoant        |
| <input type="radio"/> (B) eightean           | <input type="radio"/> (F) beetwean           | <input type="radio"/> (B) persuade           | <input type="radio"/> (F) discaint            |
| <input type="radio"/> (C) aighteen           | <input checked="" type="radio"/> (G) between | <input type="radio"/> (C) perswaid           | <input checked="" type="radio"/> (G) discownt |
| <input type="radio"/> (D) eighteen           | <input type="radio"/> (H) beetween           | <input type="radio"/> (D) persuaid           | <input type="radio"/> (H) discount            |
| 2. <input type="radio"/> (E) domaine         | 7. <input type="radio"/> (A) mermead         | 12. <input type="radio"/> (E) traner         | 17. <input type="radio"/> (A) beneath         |
| <input type="radio"/> (F) domean             | <input type="radio"/> (B) mermayd            | <input type="radio"/> (F) treaner            | <input type="radio"/> (B) benethe             |
| <input checked="" type="radio"/> (G) domain  | <input type="radio"/> (C) mermaid            | <input checked="" type="radio"/> (G) trayner | <input type="radio"/> (C) beneith             |
| <input type="radio"/> (H) domane             | <input type="radio"/> (D) mermade            | <input type="radio"/> (H) trainer            | <input type="radio"/> (D) beneeth             |
| 3. <input type="radio"/> (A) aproach         | 8. <input type="radio"/> (E) defeet          | 13. <input type="radio"/> (A) repeat         | 18. <input type="radio"/> (E) otemeel         |
| <input type="radio"/> (B) approach           | <input type="radio"/> (F) defeat             | <input type="radio"/> (B) repiet             | <input type="radio"/> (F) oatmeal             |
| <input type="radio"/> (C) aproche            | <input checked="" type="radio"/> (G) defiet  | <input type="radio"/> (C) repeat             | <input checked="" type="radio"/> (G) otemiel  |
| <input type="radio"/> (D) approche           | <input type="radio"/> (H) defete             | <input type="radio"/> (D) repete             | <input type="radio"/> (H) oatmele             |
| 4. <input type="radio"/> (E) airfare         | 9. <input type="radio"/> (A) sleipless       | 14. <input type="radio"/> (E) afloat         | 19. <input type="radio"/> (A) baboun          |
| <input type="radio"/> (F) ayrfare            | <input type="radio"/> (B) sleapless          | <input type="radio"/> (F) aflote             | <input type="radio"/> (B) babboun             |
| <input checked="" type="radio"/> (G) earfare | <input type="radio"/> (C) slepeless          | <input checked="" type="radio"/> (G) afloot  | <input type="radio"/> (C) baboon              |
| <input type="radio"/> (H) airefare           | <input type="radio"/> (D) sleepless          | <input type="radio"/> (H) aflowt             | <input type="radio"/> (D) babboon             |
| 5. <input type="radio"/> (A) compound        | 10. <input type="radio"/> (E) reveal         | 15. <input type="radio"/> (A) stearcase      | 20. <input type="radio"/> (E) increse         |
| <input type="radio"/> (B) compownd           | <input type="radio"/> (F) revele             | <input type="radio"/> (B) stayrcase          | <input type="radio"/> (F) increase            |
| <input type="radio"/> (C) compoond           | <input checked="" type="radio"/> (G) reveel  | <input type="radio"/> (C) starecase          | <input checked="" type="radio"/> (G) increese |
| <input type="radio"/> (D) compoand           | <input type="radio"/> (H) reviel             | <input type="radio"/> (D) staircase          | <input type="radio"/> (H) incriese            |

Name \_\_\_\_\_

**Fold back the paper along the dotted line. Use the blanks to write each word as it is read aloud. When you finish the test, unfold the paper. Use the list at the right to correct any spelling mistakes.**



1. \_\_\_\_\_
2. \_\_\_\_\_
3. \_\_\_\_\_
4. \_\_\_\_\_
5. \_\_\_\_\_
6. \_\_\_\_\_
7. \_\_\_\_\_
8. \_\_\_\_\_
9. \_\_\_\_\_
10. \_\_\_\_\_
11. \_\_\_\_\_
12. \_\_\_\_\_
13. \_\_\_\_\_
14. \_\_\_\_\_
15. \_\_\_\_\_
16. \_\_\_\_\_
17. \_\_\_\_\_
18. \_\_\_\_\_
19. \_\_\_\_\_
20. \_\_\_\_\_
- Review Words** 21. \_\_\_\_\_
22. \_\_\_\_\_
23. \_\_\_\_\_
- Challenge Words** 24. \_\_\_\_\_
25. \_\_\_\_\_

1. grocer
2. pepper
3. barber
4. grader
5. polar
6. tanker
7. singer
8. enter
9. odor
10. collar
11. zipper
12. powder
13. danger
14. cheddar
15. popular
16. harbor
17. anchor
18. elevator
19. daughter
20. victor
21. between
22. eighteen
23. defeat
24. conductor
25. waiter

Name \_\_\_\_\_

barber	odor	cheddar	collar	harbor
zipper	enter	grocer	danger	polar
daughter	anchor	popular	singer	victor
powder	tanker	pepper	elevator	grader

**Using the Word Study Steps**

1. LOOK at the word.
2. SAY the word aloud.
3. STUDY the letters in the word.
4. WRITE the word.
5. CHECK the word.  
Did you spell the word right?  
If not, go back to step 1.

**Find and Circle**

The spelling words are hiding in this puzzle. See if you can find and circle all 20 words.

rwxcheddarttwypowdermbhgyppopulartrwrqepepper

qanchortwgraderxcwrqttrdaughteroophhrharbort

zipperodorwtqqfgllpyttdangerwdgrocerptkknlwqo

trwybarberjhtenterhtankerplkjmnhhnjmkptpolar

fwcollarywqelevatorssingertttwklppmnowvictorpt

Name \_\_\_\_\_

barber	odor	cheddar	collar	harbor
zipper	enter	grocer	danger	polar
daughter	anchor	popular	singer	victor
powder	tanker	pepper	elevator	grader

**End Game**

**This week's spelling words end with the sound /\_r/. Write the spelling words under the correct spelling pattern ending.**

**-er**

1. \_\_\_\_\_
2. \_\_\_\_\_
3. \_\_\_\_\_
4. \_\_\_\_\_
5. \_\_\_\_\_
6. \_\_\_\_\_
7. \_\_\_\_\_
8. \_\_\_\_\_
9. \_\_\_\_\_
10. \_\_\_\_\_
11. \_\_\_\_\_

**-ar**

12. \_\_\_\_\_
13. \_\_\_\_\_
14. \_\_\_\_\_
15. \_\_\_\_\_

**-or**

16. \_\_\_\_\_
17. \_\_\_\_\_
18. \_\_\_\_\_
19. \_\_\_\_\_
20. \_\_\_\_\_

Name \_\_\_\_\_

barber	odor	cheddar	collar	harbor
zipper	enter	grocer	danger	polar
daughter	anchor	popular	singer	victor
powder	tanker	pepper	elevator	grader

**A. What's the Word?****Complete each sentence with a spelling word.**

- I love this painting of boats coming into the \_\_\_\_\_.
- We stepped onto the \_\_\_\_\_ in the art museum.
- Her \_\_\_\_\_ wants to be a famous artist when she grows up.
- He could smell that the clay had a strange \_\_\_\_\_.
- When the artist was a fourth \_\_\_\_\_, he learned how to paint.
- Make sure that your smock covers your shirt \_\_\_\_\_.
- Open the art supply bag by pulling on the \_\_\_\_\_.
- She was not only an artist, but also a \_\_\_\_\_ with a band.
- This drawing of a \_\_\_\_\_ bear is very good.
- Everyone wants to go to the \_\_\_\_\_ art exhibit.

**B. Analogies**

**An *analogy* is a statement that compares sets of words that are alike in some way. Use spelling words to complete the analogies below.**

- Loser* is to *failure* as *winner* is to \_\_\_\_\_.
- Fruit* is to *banana* as *cheese* is to \_\_\_\_\_.
- Out* is to *in* as *exit* is to \_\_\_\_\_.
- Ketchup* is to *mustard* as *salt* is to \_\_\_\_\_.

Name \_\_\_\_\_

**A. Proofreading**

**There are six spelling mistakes in this report. Circle the misspelled words. Write the words correctly on the lines below.**

**A Studio Visit**

As I approached the building, I was excited. A very populer painter, Anne Smith, had agreed to show me around her studio. I had never been to an artist's studio before.

A sign above the door said, "Entar here." I walked in and took the ellevator to the second floor.

As soon as the door opened, I could smell a weird odar. Anne met me in the hall and explained that the smell was from her oil paints. When we walked into her studio, I forgot about the smell. There were paintings everywhere! My favorite was a picture of Anne's daughtor standing in front of a huge ship in the harber.

Anne is a great painter. I am so glad that she let me visit her studio.

- |          |          |          |
|----------|----------|----------|
| 1. _____ | 3. _____ | 5. _____ |
| 2. _____ | 4. _____ | 6. _____ |

**B. Writing Activity**

**Imagine that you are an artist. Describe your latest work of art. Be creative! Use at least four spelling words in your description.**

---



---



---



---



---

Name \_\_\_\_\_

Look at the words in each set below. One word in each set is spelled correctly. Use a pencil to fill in the circle next to the correct word. Before you begin, look at the sample set of words. Sample A has been done for you. Do Sample B by yourself. When you are sure you know what to do, you may go on with the rest of the page.

## Sample A:

- (A) sistur
- (B) sister
- (C) sistor
- (D) sisster

## Sample B:


- (E) mayer
- (F) mayur
- (G) maier
- (H) mayor

- |  |                                      |                                       |  |
|--|--------------------------------------|---------------------------------------|--|
| 1. <input checked="" type="radio"/> (A) barbor | 6. <input type="radio"/> (E) enter   | 11. <input type="radio"/> (A) popular | 16. <input type="radio"/> (E) elavater |
| <input type="radio"/> (B) barbber              | <input type="radio"/> (F) entor      | <input type="radio"/> (B) populer     | <input type="radio"/> (F) elavator     |
| <input type="radio"/> (C) barbur               | <input type="radio"/> (G) interr     | <input type="radio"/> (C) popolor     | <input type="radio"/> (G) elevater     |
| <input type="radio"/> (D) barber               | <input type="radio"/> (H) intor      | <input type="radio"/> (D) populir     | <input type="radio"/> (H) elevator     |
| 2. <input type="radio"/> (E) ziper             | 7. <input type="radio"/> (A) ancher  | 12. <input type="radio"/> (E) pepper  | 17. <input type="radio"/> (A) harber   |
| <input type="radio"/> (F) zippor               | <input type="radio"/> (B) anker      | <input type="radio"/> (F) peper       | <input type="radio"/> (B) harbur       |
| <input type="radio"/> (G) zippir               | <input type="radio"/> (C) anchor     | <input type="radio"/> (G) peppur      | <input type="radio"/> (C) harbor       |
| <input type="radio"/> (H) zipper               | <input type="radio"/> (D) anckor     | <input type="radio"/> (H) peppor      | <input type="radio"/> (D) harbir       |
| 3. <input type="radio"/> (A) dottir            | 8. <input type="radio"/> (E) tankor  | 13. <input type="radio"/> (A) colar   | 18. <input type="radio"/> (E) poler    |
| <input type="radio"/> (B) daughter             | <input type="radio"/> (F) tancker    | <input type="radio"/> (B) coler       | <input type="radio"/> (F) polar        |
| <input type="radio"/> (C) daughtor             | <input type="radio"/> (G) tanker     | <input type="radio"/> (C) coller      | <input type="radio"/> (G) polor        |
| <input type="radio"/> (D) dottor               | <input type="radio"/> (H) tankir     | <input type="radio"/> (D) collar      | <input type="radio"/> (H) poaler       |
| 4. <input type="radio"/> (E) powdor            | 9. <input type="radio"/> (A) chedar  | 14. <input type="radio"/> (E) danjer  | 19. <input type="radio"/> (A) vickter  |
| <input type="radio"/> (F) powder               | <input type="radio"/> (B) cheddor    | <input type="radio"/> (F) danger      | <input type="radio"/> (B) vicktor      |
| <input type="radio"/> (G) poudor               | <input type="radio"/> (C) chedder    | <input type="radio"/> (G) dainger     | <input type="radio"/> (C) victor       |
| <input type="radio"/> (H) poudor               | <input type="radio"/> (D) cheddar    | <input type="radio"/> (H) dangor      | <input type="radio"/> (D) victer       |
| 5. <input type="radio"/> (A) odor              | 10. <input type="radio"/> (E) groser | 15. <input type="radio"/> (A) singur  | 20. <input type="radio"/> (E) gradder  |
| <input type="radio"/> (B) oder                 | <input type="radio"/> (F) grosor     | <input type="radio"/> (B) singor      | <input type="radio"/> (F) graider      |
| <input type="radio"/> (C) oader                | <input type="radio"/> (G) grocer     | <input type="radio"/> (C) singer      | <input type="radio"/> (G) grader       |
| <input type="radio"/> (D) odoor                | <input type="radio"/> (H) grocor     | <input type="radio"/> (D) singger     | <input type="radio"/> (H) grador       |



Name \_\_\_\_\_

**Fold back the paper along the dotted line. Use the blanks to write each word as it is read aloud. When you finish the test, unfold the paper. Use the list at the right to correct any spelling mistakes.**



- |                                  |             |
|----------------------------------|-------------|
| 1. _____                         | 1. uncle    |
| 2. _____                         | 2. turtle   |
| 3. _____                         | 3. total    |
| 4. _____                         | 4. pencil   |
| 5. _____                         | 5. oral     |
| 6. _____                         | 6. pebble   |
| 7. _____                         | 7. channel  |
| 8. _____                         | 8. local    |
| 9. _____                         | 9. paddle   |
| 10. _____                        | 10. pupil   |
| 11. _____                        | 11. symbol  |
| 12. _____                        | 12. medal   |
| 13. _____                        | 13. bubble  |
| 14. _____                        | 14. settle  |
| 15. _____                        | 15. vessel  |
| 16. _____                        | 16. bugle   |
| 17. _____                        | 17. pedal   |
| 18. _____                        | 18. special |
| 19. _____                        | 19. ankle   |
| 20. _____                        | 20. docile  |
| <b>Review Words</b> 21. _____    | 21. barber  |
| 22. _____                        | 22. anchor  |
| 23. _____                        | 23. cheddar |
| <b>Challenge Words</b> 24. _____ | 24. animal  |
| 25. _____                        | 25. snorkel |

Name \_\_\_\_\_

medal	turtle	pedal	oral	symbol
local	bugle	pupil	vessel	uncle
pebble	channel	pencil	ankle	paddle
special	settle	docile	bubble	total

**Using the Word Study Steps**

1. LOOK at the word.
2. SAY the word aloud.
3. STUDY the letters in the word.
4. WRITE the word.
5. CHECK the word.  
Did you spell the word right?  
If not, go back to step 1.

**Find and Circle****Find and circle the hidden spelling words.**

S B U B B L E X S V P  
 P E B B L E X Q Y X E  
 E P A D D L E V M Z D  
 C H A N N E L V B X A  
 I U N C L E O Q O S L  
 A V K Z D O C I L E K  
 L X L X Z B A V K T K  
 P V E S S E L Q P T M  
 U Z V Z Q N B U G L E  
 P E N C I L X Z Z E D  
 I Q K T U R T L E X A  
 L X T O T A L O R A L

Name \_\_\_\_\_

medal	turtle	pedal	oral	symbol
local	bugle	pupil	vessel	uncle
pebble	channel	pencil	ankle	paddle
special	settle	docile	bubble	total

**End Game**

**This week's spelling words end with the sound /\_l/. Write the spelling words under the correct spelling pattern ending.**

**-le**

1. \_\_\_\_\_

13. \_\_\_\_\_

2. \_\_\_\_\_

14. \_\_\_\_\_

3. \_\_\_\_\_

15. \_\_\_\_\_

4. \_\_\_\_\_

5. \_\_\_\_\_

**-el**

16. \_\_\_\_\_

6. \_\_\_\_\_

17. \_\_\_\_\_

7. \_\_\_\_\_

8. \_\_\_\_\_

**-il**

18. \_\_\_\_\_

9. \_\_\_\_\_

19. \_\_\_\_\_

**-al**

10. \_\_\_\_\_

**-ol**

20. \_\_\_\_\_

11. \_\_\_\_\_

12. \_\_\_\_\_

Name \_\_\_\_\_

medal	turtle	pedal	oral	symbol
local	bugle	pupil	vessel	uncle
pebble	channel	pencil	ankle	paddle
special	settle	docile	bubble	total

**What's the Word?****Complete each sentence with a spelling word.**

1. We watched a TV program about wild horses on this \_\_\_\_\_.
2. The family made a \_\_\_\_\_ trip to visit the wild ponies.
3. Never approach a wild horse; they are not \_\_\_\_\_.
4. The mustang is a \_\_\_\_\_ of the American West.
5. My \_\_\_\_\_ told me and my cousins a story about wild horses.
6. A \_\_\_\_\_ group in our town wants to save wild horses.
7. A mustang can run much faster than a \_\_\_\_\_.
8. They gave her a \_\_\_\_\_ to honor her work with the wild horses.

**Define It!****Write the spelling word that matches each clue below.**

9. To ride a bicycle \_\_\_\_\_
10. Joint between the foot and the leg \_\_\_\_\_
11. Student \_\_\_\_\_
12. An oar \_\_\_\_\_
13. A type of horn \_\_\_\_\_
14. A small stone \_\_\_\_\_

Name \_\_\_\_\_

**A. Proofreading**

**There are six spelling mistakes in this letter. Circle the misspelled words. Write the words correctly on the lines below.**

Dear Dr. Carter,

I am a pupel in the fourth grade. Our class is studying wild horses. I saw you on the news last night on Channal 5 talking about how our country should deal with mustangs. Since you are a lokil expert, I wanted to see if you would come and speak to my class.

We have learned a lot about these animals. They are a symble of the American West because they are free and run fast in wide open spaces. There is a totel of 45,000 wild horses left in the United States. We are also learning about how some groups want to save these animals.

I hope you can come and visit my class. It would be very spECIAL to us.

Regards,

Ava Recio

- |          |          |          |
|----------|----------|----------|
| 1. _____ | 3. _____ | 5. _____ |
| 2. _____ | 4. _____ | 6. _____ |

**B. Writing Activity**

**What is your favorite animal? Write a paragraph about it using at least four spelling words in your description.**

---



---



---



---



---



---

Name \_\_\_\_\_

Look at the words in each set below. One word in each set is spelled correctly. Use a pencil to fill in the circle next to the correct word. Before you begin, look at the sample set of words. Sample A has been done for you. Do Sample B by yourself. When you are sure you know what to do, you may go on with the rest of the page.

## Sample A:

- Ⓐ ridel
- Ⓑ riddel
- Ⓒ riddle
- Ⓓ ridel

## Sample B:

- Ⓔ able
- Ⓕ abel
- Ⓖ aibel
- Ⓗ aible

- 1. Ⓐ medle
- Ⓑ medel
- Ⓒ medal
- Ⓓ medol

- 6. Ⓔ buegel
- Ⓕ bugel
- Ⓖ bewgle
- Ⓗ bugle

- 11. Ⓐ pencil
- Ⓑ pensil
- Ⓒ pencil
- Ⓓ pensel

- 16. Ⓔ bubel
- Ⓕ bubble
- Ⓖ bubbel
- Ⓗ bubbul

- 2. Ⓔ local
- Ⓕ locul
- Ⓖ lokel
- Ⓗ loakal

- 7. Ⓐ channle
- Ⓑ channel
- Ⓒ channul
- Ⓓ channil

- 12. Ⓔ dossile
- Ⓕ dosul
- Ⓖ dociel
- Ⓗ docile

- 17. Ⓐ symble
- Ⓑ symbol
- Ⓒ symbol
- Ⓓ symbel

- 3. Ⓐ pebol
- Ⓑ pebbul
- Ⓒ pebble
- Ⓓ pebbel

- 8. Ⓔ settel
- Ⓕ settle
- Ⓖ scettle
- Ⓗ settol

- 13. Ⓐ orol
- Ⓑ orel
- Ⓒ oral
- Ⓓ orul

- 18. Ⓔ uncel
- Ⓕ unkel
- Ⓖ unkle
- Ⓗ uncle

- 4. Ⓔ special
- Ⓕ speshul
- Ⓖ speshle
- Ⓗ spechel

- 9. Ⓐ pedle
- Ⓑ pedal
- Ⓒ pedel
- Ⓓ pedol

- 14. Ⓔ vessol
- Ⓕ vesel
- Ⓖ vessle
- Ⓗ vessel

- 19. Ⓐ paddol
- Ⓑ padole
- Ⓒ paddel
- Ⓓ paddle

- 5. Ⓐ turtle
- Ⓑ turtool
- Ⓒ turtul
- Ⓓ turtel


- 10. Ⓔ pupul
- Ⓕ pupool
- Ⓖ pupil
- Ⓗ pupol

- 15. Ⓐ ankel
- Ⓑ ankle
- Ⓒ anckel
- Ⓓ anchol

- 20. Ⓔ total
- Ⓕ total
- Ⓖ totle
- Ⓗ total

Name \_\_\_\_\_

**Fold back the paper along the dotted line. Use the blanks to write each word as it is read aloud. When you finish the test, unfold the paper. Use the list at the right to correct any spelling mistakes.**



- |                                  |              |
|----------------------------------|--------------|
| 1. _____                         | 1. robin     |
| 2. _____                         | 2. button    |
| 3. _____                         | 3. bacon     |
| 4. _____                         | 4. reason    |
| 5. _____                         | 5. cotton    |
| 6. _____                         | 6. sunken    |
| 7. _____                         | 7. eleven    |
| 8. _____                         | 8. cousin    |
| 9. _____                         | 9. woven     |
| 10. _____                        | 10. raisin   |
| 11. _____                        | 11. wagon    |
| 12. _____                        | 12. muffin   |
| 13. _____                        | 13. widen    |
| 14. _____                        | 14. wooden   |
| 15. _____                        | 15. ridden   |
| 16. _____                        | 16. common   |
| 17. _____                        | 17. proven   |
| 18. _____                        | 18. often    |
| 19. _____                        | 19. penguin  |
| 20. _____                        | 20. skeleton |
| <b>Review Words</b> 21. _____    | 21. medal    |
| 22. _____                        | 22. pupil    |
| 23. _____                        | 23. paddle   |
| <b>Challenge Words</b> 24. _____ | 24. violin   |
| 25. _____                        | 25. vitamin  |

Name \_\_\_\_\_

bacon	cotton	muffin	button
woven	cousin	proven	often
ridden	robin	raisin	widen
wagon	eleven	reason	sunken
common	penguin	skeleton	wooden

**Using the Word Study Steps**

- |                                   |                               |
|-----------------------------------|-------------------------------|
| 1. LOOK at the word.              | 4. WRITE the word.            |
| 2. SAY the word aloud.            | 5. CHECK the word.            |
| 3. STUDY the letters in the word. | Did you spell the word right? |
|                                   | If not, go back to step 1.    |

**End Game!**

Find the word ending from the box below that completes each spelling word.

on

en

in

- |                |                  |
|----------------|------------------|
| 1. wov _____   | 11. comm _____   |
| 2. wag _____   | 12. cott _____   |
| 3. cous _____  | 13. elev _____   |
| 4. pengu _____ | 14. muff _____   |
| 5. prov _____  | 15. skelet _____ |
| 6. reas _____  | 16. wid _____    |
| 7. butt _____  | 17. oft _____    |
| 8. wood _____  | 18. sunk _____   |
| 9. bac _____   | 19. rob _____    |
| 10. ridd _____ | 20. rais _____   |



Name \_\_\_\_\_

Spelling:  
-in, -on, -en

bacon  
woven  
ridden  
wagon  
common

cotton  
cousin  
robin  
eleven  
penguin

muffin  
proven  
raisin  
reason  
skeleton

button  
often  
widen  
sunken  
wooden

**End Game!**

This week's spelling words contain /\_n/. Write each spelling word under the correct spelling pattern ending.

**-in**

1. \_\_\_\_\_

4. \_\_\_\_\_

2. \_\_\_\_\_

5. \_\_\_\_\_

3. \_\_\_\_\_

**-en**

6. \_\_\_\_\_

10. \_\_\_\_\_

7. \_\_\_\_\_

11. \_\_\_\_\_

8. \_\_\_\_\_

12. \_\_\_\_\_

9. \_\_\_\_\_

13. \_\_\_\_\_

**-on**

14. \_\_\_\_\_

18. \_\_\_\_\_

15. \_\_\_\_\_

19. \_\_\_\_\_

16. \_\_\_\_\_

20. \_\_\_\_\_

17. \_\_\_\_\_

Name \_\_\_\_\_

Spelling:  
-in, -on, -en

bacon	cotton	muffin	button
woven	cousin	proven	often
ridden	robin	raisin	widen
wagon	eleven	reason	sunken
common	penguin	skeleton	wooden

**A. What's the Word?****Complete each sentence with a word from the spelling list.**

- The \_\_\_\_\_ they went west was to find gold.
- Some men left their \_\_\_\_\_ fields in search of gold.
- There were three \_\_\_\_\_ paths to California in 1849.
- The family traveled in a \_\_\_\_\_ wagon.
- Some miners used a small \_\_\_\_\_ to haul their gold.
- They found a \_\_\_\_\_ ship filled with gold.
- Miners \_\_\_\_\_ risked their health searching for gold.
- They had \_\_\_\_\_ for miles with no sign of water.
- Earlier promises of gold in California had \_\_\_\_\_ to be untrue.
- He wore a fancy jacket with each \_\_\_\_\_ made of pure gold.

**B. Analogies**

**An analogy is a statement that compares sets of words that are alike in some way: *Night* is to *day* as *black* is to *white*. This analogy points out that *night* and *day* are opposite in the same way that *black* and *white* are opposite.**

**Use the spelling words to complete the analogies below.**

- Bear* is to *polar bear* as *bird* is to \_\_\_\_\_.
- Plum* is to *prune* as *grape* is to \_\_\_\_\_.
- Wood* is to *frame* as *bones* are to \_\_\_\_\_.
- Mom* is to *child* as *aunt* is to \_\_\_\_\_.

Name \_\_\_\_\_

**A. Proofreading Activity**

**There are six spelling mistakes in this poem. Circle the misspelled words. Write the words correctly on the lines below.**

*The Gold Rush Ghosts*

Have you heard the tale of the lady  
Who wears the cottin dress?  
They offen say she's waiting,  
And won't accept she's dead.  
All day she sits on her woodun chair  
Staring out to see  
If her lover has riden by outside.  
For someday his bride she'll be.

But her true love hasn't provin  
That he's a rightful man.  
He's still searching for a gold mine  
Like every commen man.  
So she still sits and he still rides,  
These two unhappy souls.  
She never will see her love  
And he never will find gold.

- |          |          |          |
|----------|----------|----------|
| 1. _____ | 3. _____ | 5. _____ |
| 2. _____ | 4. _____ | 6. _____ |

**B. Writing Activity**

**Write a poem of your own. Use at least three spelling words in your poem.**

---

---

---

---

---

---

---

---

---

---

Name \_\_\_\_\_

Spelling:  
-in, -on, -en

Look at the words in each set below. One word in each set is spelled correctly. Use a pencil to fill in the circle next to the correct word. Before you begin, look at the sample set of words. Sample A has been done for you. Do Sample B by yourself. When you are sure you know what to do, you may go on with the rest of the page.

## Sample A:

- (A) frozen
- (B) frozen
- (C) frozon
- (D) froson


## Sample B:

- (E) poisen
- (F) poyzon
- (G) poysen
- (H) poison

- |                                    |  |   |                                       |
|------------------------------------|--|---|---------------------------------------|
| 1. <input type="radio"/> (A) baken | 6. <input type="radio"/> (E) coton     | 11. <input type="radio"/> (A) mufin     | 16. <input type="radio"/> (E) buttin  |
| <input type="radio"/> (B) backen   | <input type="radio"/> (F) cottin       | <input type="radio"/> (B) muffen        | <input type="radio"/> (F) button      |
| <input type="radio"/> (C) bacin    | <input type="radio"/> (G) kotten       | <input type="radio"/> (C) muffin        | <input type="radio"/> (G) butten      |
| <input type="radio"/> (D) bacon    | <input type="radio"/> (H) cotton       | <input type="radio"/> (D) mufein        | <input type="radio"/> (H) buton       |
| 2. <input type="radio"/> (E) woven | 7. <input type="radio"/> (A) kuzzin    | 12. <input type="radio"/> (E) proven    | 17. <input type="radio"/> (A) often   |
| <input type="radio"/> (F) wovin    | <input type="radio"/> (B) cusin        | <input type="radio"/> (F) proveen       | <input type="radio"/> (B) offen       |
| <input type="radio"/> (G) wovon    | <input type="radio"/> (C) couson       | <input type="radio"/> (G) provon        | <input type="radio"/> (C) offin       |
| <input type="radio"/> (H) wovenn   | <input type="radio"/> (D) cousin       | <input type="radio"/> (H) prooven       | <input type="radio"/> (D) oftin       |
| 3. <input type="radio"/> (A) riden | 8. <input type="radio"/> (E) robbin    | 13. <input type="radio"/> (A) rasen     | 18. <input type="radio"/> (E) widin   |
| <input type="radio"/> (B) riddon   | <input type="radio"/> (F) robin        | <input type="radio"/> (B) razin         | <input type="radio"/> (F) widon       |
| <input type="radio"/> (C) ridden   | <input type="radio"/> (G) roben        | <input type="radio"/> (C) raisin        | <input type="radio"/> (G) widen       |
| <input type="radio"/> (D) riddin   | <input type="radio"/> (H) robben       | <input type="radio"/> (D) raisen        | <input type="radio"/> (H) wyden       |
| 4. <input type="radio"/> (E) wagon | 9. <input type="radio"/> (A) ealeven   | 14. <input type="radio"/> (E) reason    | 19. <input type="radio"/> (A) sunkin  |
| <input type="radio"/> (F) wagen    | <input type="radio"/> (B) eleven       | <input type="radio"/> (F) reesin        | <input type="radio"/> (B) sunkan      |
| <input type="radio"/> (G) wagin    | <input type="radio"/> (C) eelevin      | <input type="radio"/> (G) reeson        | <input type="radio"/> (C) sunken      |
| <input type="radio"/> (H) waggon   | <input type="radio"/> (D) elevin       | <input type="radio"/> (H) reasin        | <input type="radio"/> (D) suncken     |
| 5. <input type="radio"/> (A) comon | 10. <input type="radio"/> (E) pennguin | 15. <input type="radio"/> (A) skelletin | 20. <input type="radio"/> (E) woulden |
| <input type="radio"/> (B) common   | <input type="radio"/> (F) penguin      | <input type="radio"/> (B) skeletin      | <input type="radio"/> (F) wooden      |
| <input type="radio"/> (C) commen   | <input type="radio"/> (G) pengwin      | <input type="radio"/> (C) scheleton     | <input type="radio"/> (G) wouden      |
| <input type="radio"/> (D) commun   | <input type="radio"/> (H) pingwin      | <input type="radio"/> (D) skeleton      | <input type="radio"/> (H) woodden     |

Name \_\_\_\_\_

**Fold back the paper along the dotted line. Use the blanks to write each word as it is read aloud. When you finish the test, unfold the paper. Use the list at the right to correct any spelling mistakes.**



- |           |              |
|-----------|--------------|
| 1. _____  | 1. root      |
| 2. _____  | 2. tale      |
| 3. _____  | 3. wade      |
| 4. _____  | 4. tail      |
| 5. _____  | 5. prince    |
| 6. _____  | 6. dough     |
| 7. _____  | 7. moose     |
| 8. _____  | 8. prints    |
| 9. _____  | 9. we've     |
| 10. _____ | 10. weave    |
| 11. _____ | 11. whose    |
| 12. _____ | 12. who's    |
| 13. _____ | 13. route    |
| 14. _____ | 14. boulder  |
| 15. _____ | 15. bolder   |
| 16. _____ | 16. weighed  |
| 17. _____ | 17. patience |
| 18. _____ | 18. patients |
| 19. _____ | 19. doe      |
| 20. _____ | 20. mousse   |
| 21. _____ | 21. cotton   |
| 22. _____ | 22. muffin   |
| 23. _____ | 23. eleven   |
| 24. _____ | 24. straight |
| 25. _____ | 25. strait   |

**Review Words**

**Challenge Words**

Name \_\_\_\_\_

doe	boulder	patience	mousse
who's	weighed	tail	dough
route	patients	prince	whose
weave	tale	bolder	root
moose	prints	wade	we've

**Using the Word Study Steps**

1. LOOK at the word.
2. SAY the word aloud.
3. STUDY the letters in the word.
4. WRITE the word.
5. CHECK the word.  
Did you spell the word right?  
If not, go back to step 1.

**Find and Circle****Find and circle the 20 spelling words.**

P D P Z R Q M W H O ' S  
 R O R T O B O U L D E R  
 I U I A U M O U S S E W  
 N G N L T G S V J W K X  
 T H C E E Z E W B A J P  
 S Z E H Q P V C B D Y A  
 T G G C P Z J D O E T T  
 R W H V Q B K W L B A I  
 ' B W E I G H E D M I E  
 J W H O S E K ' E Y L N  
 F W E A V E P V R O O T  
 P A T I E N C E R ' J S

Name \_\_\_\_\_

doe	boulder	patience	mousse
who's	weighed	tail	dough
route	patients	prince	whose
weave	tale	bolder	root
moose	prints	wade	we've

**There are ten pairs of spelling words that are homophones. They sound the same but are spelled differently. Sort the homophones into pairs. Write each pair on the lines below.**

1. \_\_\_\_\_
2. \_\_\_\_\_
3. \_\_\_\_\_
4. \_\_\_\_\_
5. \_\_\_\_\_
6. \_\_\_\_\_
7. \_\_\_\_\_
8. \_\_\_\_\_
9. \_\_\_\_\_
10. \_\_\_\_\_

**Order Please!**

**Write the following words in alphabetical order: patience, weighed, tail, dough, whose, weave, bolder, root, moose, and prints.**

- |           |           |
|-----------|-----------|
| 11. _____ | 16. _____ |
| 12. _____ | 17. _____ |
| 13. _____ | 18. _____ |
| 14. _____ | 19. _____ |
| 15. _____ | 20. _____ |

Name \_\_\_\_\_

doe	boulder	patience	mousse
who's	weighed	tail	dough
route	patients	prince	whose
weave	tale	bolder	root
moose	prints	wade	we've

**What's the Word?****Complete each sentence with a spelling word.**

- We made double \_\_\_\_\_ of the pictures of the birds in the park.
- The man had to \_\_\_\_\_ into the fountain to save the cat.
- Our dog's \_\_\_\_\_ is fluffy.
- \_\_\_\_\_ been trying to catch up with friends.
- It would be funny to see a \_\_\_\_\_ in the city.
- Mrs. Jennings has no \_\_\_\_\_ for untrained animals.
- The elephant at the city zoo \_\_\_\_\_ more than six tons.
- You have to be careful not to hit a deer when driving down that \_\_\_\_\_.
- The squirrels in the park are not afraid of people and are becoming \_\_\_\_\_ every day.
- \_\_\_\_\_ pet is this?
- There is a \_\_\_\_\_ and her baby who live near that road.
- Have you heard the \_\_\_\_\_ of the cricket that lived in New York?
- \_\_\_\_\_ that man with the yellow hat?
- Nothing could move that \_\_\_\_\_ except an elephant.
- The \_\_\_\_\_ at the city hospital like to watch the birds in the park.
- The bread \_\_\_\_\_ takes an hour to rise.



Name \_\_\_\_\_

**A. Proofreading**

**There are six spelling mistakes in this story. Circle the misspelled words. Write the words correctly on the lines below.**

**A Tael of the Two Deer**

Once upon a time, there was a dou named Cinnamon. Cinnamon lived in a grand kingdom with all of her animal friends. Cinnamon was also very much in love with Printse Butternut. But Cinnamon and Butternut were very upset. Their kingdom was in danger. Nearby was a large human city. Every year the humans would build another road or route closer to their kingdom. If a deer heard a car coming he would raise his taile to warn the other animals. Then one day, Cinnamon and Butternut had an idea. They got all the other animals in the kingdom to help them. Boulder upon rock, the animals built a wall that would protect them from the cars on the roads. Cinnamon hoped that all the animals would be very careful and not cross the wall. That way the kingdom would remain safe.

- |          |          |          |
|----------|----------|----------|
| 1. _____ | 3. _____ | 5. _____ |
| 2. _____ | 4. _____ | 6. _____ |

**B. Writing Activity**

**Write a story about animals interacting with humans. Use at least three spelling words in your paragraph.**

---



---



---



---



---



---



---

Name \_\_\_\_\_

Look at the words in each set below. One word in each set is spelled correctly. Use a pencil to fill in the circle next to the correct word. Before you begin, look at the sample set of words. Sample A has been done for you. Do Sample B by yourself. When you are sure you know what to do, you may go on with the rest of the page.

## Sample A:

- (A) peice
- (B) pease
- (C) peace
- (D) piese


## Sample B:

- (E) peese
- (F) piece
- (G) pease
- (H) peice

- |   |   |   |  |
|---|---|---|--|
| 1. (A) doe<br>(B) doo<br>(C) doa<br>(D) dow                 | 6. (E) rute<br>(F) rew<br>(G) root<br>(H) rout                    | 11. (A) prinz<br>(B) prinse<br>(C) printz<br>(D) prince | 16. (E) wayed<br>(F) waid<br>(G) way<br>(H) weighed    |
| 2. (E) doo<br>(F) dow<br>(G) dough<br>(H) doa               | 7. (A) payshenz<br>(B) payshense<br>(C) paitients<br>(D) patience | 12. (E) prinz<br>(F) prints<br>(G) printz<br>(H) prinse | 17. (A) weeve<br>(B) wheave<br>(C) weave<br>(D) wheeve |
| 3. (A) boalder<br>(B) bowlder<br>(C) boleder<br>(D) bolder  | 8. (E) payshents<br>(F) patients<br>(G) paitients<br>(H) payshenz | 13. (A) hoo's<br>(B) who's<br>(C) hew's<br>(D) whue's   | 18. (E) we've<br>(F) wee've<br>(G) we'v<br>(H) whee've |
| 4. (E) boulder<br>(F) boleder<br>(G) bowlder<br>(H) boalder | 9. (A) moose<br>(B) mewse<br>(C) moosse<br>(D) muese              | 14. (E) hoose<br>(F) whooze<br>(G) whose<br>(H) huze    | 19. (A) taile<br>(B) talle<br>(C) tael<br>(D) tail     |
| 5. (A) rute<br>(B) route<br>(C) rew<br>(D) rout             | 10. (E) mewse<br>(F) mousse<br>(G) muese<br>(H) moosse            | 15. (A) wayd<br>(B) wade<br>(C) waid<br>(D) wayed       | 20. (E) taile<br>(F) tale<br>(G) tael<br>(H) talle     |

Name \_\_\_\_\_

**Fold back the paper along the dotted line. Use the blanks to write each word as it is read aloud. When you finish the test, unfold the paper. Use the list at the right to correct any spelling mistakes.**



- |                                  |                   |
|----------------------------------|-------------------|
| 1. _____                         | 1. discourage     |
| 2. _____                         | 2. disappoint     |
| 3. _____                         | 3. disbelief      |
| 4. _____                         | 4. distrust       |
| 5. _____                         | 5. disloyal       |
| 6. _____                         | 6. misplace       |
| 7. _____                         | 7. mislabel       |
| 8. _____                         | 8. mislead        |
| 9. _____                         | 9. misstep        |
| 10. _____                        | 10. misnumber     |
| 11. _____                        | 11. nonfat        |
| 12. _____                        | 12. nonfiction    |
| 13. _____                        | 13. nonsense      |
| 14. _____                        | 14. nonstop       |
| 15. _____                        | 15. unable        |
| 16. _____                        | 16. unplug        |
| 17. _____                        | 17. uncertain     |
| 18. _____                        | 18. uncomfortable |
| 19. _____                        | 19. uncover       |
| 20. _____                        | 20. unclean       |
| <b>Review Words</b> 21. _____    | 21. prince        |
| 22. _____                        | 22. weighed       |
| 23. _____                        | 23. bolder        |
| <b>Challenge Words</b> 24. _____ | 24. mishap        |
| 25. _____                        | 25. unravel       |

Name \_\_\_\_\_

discourage	misplace	nonfat	unplug
disappoint	mislablel	nonfiction	uncertain
disbelief	mislead	nonsense	uncomfortable
distrust	misstep	nonstop	uncover
disloyal	misnumber	unable	unclean

**Using the Word Study Steps**

- LOOK at the word.
- SAY the word aloud.
- STUDY the letters in the word.
- WRITE the word.
- CHECK the word.  
Did you spell the word right?  
If not, go back to step 1.

**X the Word**

Put an X on the word that does not have the same prefix as the spelling word on the left.

- |                   |           |            |
|-------------------|-----------|------------|
| 1. discourage     | disk      | disrespect |
| 2. mislabel       | misinform | misty      |
| 3. nonsense       | none      | nonviolent |
| 4. unplug         | untold    | under      |
| 5. distrust       | dish      | dislike    |
| 6. misnumber      | misses    | mistake    |
| 7. uncover        | unite     | unfold     |
| 8. disappoint     | dime      | disappear  |
| 9. nonfiction     | nondairy  | noon       |
| 10. misstep       | mice      | misbehave  |
| 11. unable        | unlucky   | unit       |
| 12. disbelief     | different | disable    |
| 13. misplace      | mild      | misplay    |
| 14. uncomfortable | uniform   | unaware    |
| 15. nonfat        | nonstick  | noodle     |

Name \_\_\_\_\_

discourage	misplace	nonfat	unplug
disappoint	mislablel	nonfiction	uncertain
disbelief	mislead	nonsense	uncomfortable
distrust	misstep	nonstop	uncover
disloyal	misnumber	unable	unclean

**Pattern Power!**

**Write the spelling words with the following prefixes.**

***dis-***

- |          |          |
|----------|----------|
| 1. _____ | 4. _____ |
| 2. _____ | 5. _____ |
| 3. _____ |          |

***mis-***

- |          |           |
|----------|-----------|
| 6. _____ | 9. _____  |
| 7. _____ | 10. _____ |
| 8. _____ |           |

***non-***

- |           |           |
|-----------|-----------|
| 11. _____ | 13. _____ |
| 12. _____ | 14. _____ |

***un-***

- |           |           |
|-----------|-----------|
| 15. _____ | 18. _____ |
| 16. _____ | 19. _____ |
| 17. _____ | 20. _____ |

Name \_\_\_\_\_

discourage	misplace	nonfat	unplug
disappoint	mislabel	nonfiction	uncertain
disbelief	mislead	nonsense	uncomfortable
distrust	misstep	nonstop	uncover
disloyal	misnumber	unable	unclean

**What's the Word?****Complete each sentence with a spelling word.**

1. Be careful not to \_\_\_\_\_ the bags of fossils.
2. We were \_\_\_\_\_ if the dig would be successful.
3. She removed the layer of soil to \_\_\_\_\_ the fossil below.
4. Not finding anything does not \_\_\_\_\_ fossil hunters.
5. I hope you did not \_\_\_\_\_ your notes on the dig.
6. If you work hard, you will not \_\_\_\_\_ your boss.

**Prefixes**

**A prefix occurs at the beginning of a word. A prefix gives a word a different meaning. Read the meanings for the prefixes in your spelling words. Notice that all of the prefixes share the meaning "the opposite of."**

*dis-* "not" or "the opposite of"

*non-* "without" or "the opposite of"

*un-* "not" or "the opposite of"

*mis-* "wrong," "badly" or "the opposite of"

**Write the spelling word that matches each meaning below.**

7. without fat \_\_\_\_\_
8. opposite of loyal \_\_\_\_\_
9. a wrong step \_\_\_\_\_
10. not clean \_\_\_\_\_

Name \_\_\_\_\_

**A. Proofreading**

**There are six spelling mistakes in this letter. Circle the misspelled words. Write the words correctly on the lines below.**

Dear Grandma,

I just got back from the dinosaur museum! I was unsertan about how much I would learn there, but it did not dissapoint me.

When we walked into the T. rex exhibit, I was unabell to talk. That was one huge dinosaur! We read the sign about how the scientists uncuvar the fossils very carefully.

We made only one mistepp. We did not get there early enough. The museum closed before we were done, even though we were going nonnstop the whole time. Mom promised we could go back soon. Maybe you could come, too!

Love,  
Yoli

- |          |          |          |
|----------|----------|----------|
| 1. _____ | 3. _____ | 5. _____ |
| 2. _____ | 4. _____ | 6. _____ |

**B. Writing Activity**

**Imagine that you are a scientist who studies animals or plants through fossils. Write an email to a coworker about something you have found. Use at least four spelling words in your email.**

---



---



---



---



---



---

Name \_\_\_\_\_

Look at the words in each set below. One word in each set is spelled correctly. Use a pencil to fill in the circle next to the correct word. Before you begin, look at the sample set of words. Sample A has been done for you. Do Sample B by yourself. When you are sure you know what to do, you may go on with the rest of the page.

## Sample A:

- (A) mistake
- (B) mistaik
- (C) mistake
- (D) mistayke

## Sample B:


- (E) disspay
- (F) display
- (G) displai
- (H) displaye

- |  |   |  |  |
|--|---|--|--|
| 1. <input type="radio"/> (A) diskerage | 6. <input type="radio"/> (E) misplase   | 11. <input type="radio"/> (A) nonfatt    | 16. <input type="radio"/> (E) unploug      |
| <input type="radio"/> (B) discourage   | <input type="radio"/> (F) missplace     | <input type="radio"/> (B) nonphat        | <input type="radio"/> (F) unplug           |
| <input type="radio"/> (C) diskeraje    | <input type="radio"/> (G) misplace      | <input type="radio"/> (C) nonfate        | <input type="radio"/> (G) unplugg          |
| <input type="radio"/> (D) discouraje   | <input type="radio"/> (H) misplaise     | <input type="radio"/> (D) nonfat         | <input type="radio"/> (H) unpluhg          |
| 2. <input type="radio"/> (E) disapoint | 7. <input type="radio"/> (A) mislabel   | 12. <input type="radio"/> (E) nonfikshin | 17. <input type="radio"/> (A) uncertain    |
| <input type="radio"/> (F) disopoint    | <input type="radio"/> (B) mislabel      | <input type="radio"/> (F) nonfikshun     | <input type="radio"/> (B) unserten         |
| <input type="radio"/> (G) disappoint   | <input type="radio"/> (C) mislabyl      | <input type="radio"/> (G) nonfiction     | <input type="radio"/> (C) uncerten         |
| <input type="radio"/> (H) disappoynt   | <input type="radio"/> (D) mislabile     | <input type="radio"/> (H) nonphiction    | <input type="radio"/> (D) unsertin         |
| 3. <input type="radio"/> (A) disbeleef | 8. <input type="radio"/> (E) mislead    | 13. <input type="radio"/> (A) noncents   | 18. <input type="radio"/> (E) uncomfterble |
| <input type="radio"/> (B) disbelief    | <input type="radio"/> (F) mislead       | <input type="radio"/> (B) noncense       | <input type="radio"/> (F) uncomfortable    |
| <input type="radio"/> (C) disbeleaf    | <input type="radio"/> (G) misslead      | <input type="radio"/> (C) nonsents       | <input type="radio"/> (G) uncomftorbel     |
| <input type="radio"/> (D) disbeleif    | <input type="radio"/> (H) missled       | <input type="radio"/> (D) nonsense       | <input type="radio"/> (H) uncomfortabel    |
| 4. <input type="radio"/> (E) distrustt | 9. <input type="radio"/> (A) mistep     | 14. <input type="radio"/> (E) nonnstop   | 19. <input type="radio"/> (A) uncover      |
| <input type="radio"/> (F) distrust     | <input type="radio"/> (B) missteppe     | <input type="radio"/> (F) nonstop        | <input type="radio"/> (B) uncuver          |
| <input type="radio"/> (G) disstrust    | <input type="radio"/> (C) misstep       | <input type="radio"/> (G) nonstoppe      | <input type="radio"/> (C) uncover          |
| <input type="radio"/> (H) distrust     | <input type="radio"/> (D) misstepp      | <input type="radio"/> (H) nonstap        | <input type="radio"/> (D) unkover          |
| 5. <input type="radio"/> (A) disloyel  | 10. <input type="radio"/> (E) misnumber | 15. <input type="radio"/> (A) unabel     | 20. <input type="radio"/> (E) unclean      |
| <input type="radio"/> (B) disloyol     | <input type="radio"/> (F) misnumbor     | <input type="radio"/> (B) unable         | <input type="radio"/> (F) unkleen          |
| <input type="radio"/> (C) disloyal     | <input type="radio"/> (G) misnumbir     | <input type="radio"/> (C) unaible        | <input type="radio"/> (G) unclean          |
| <input type="radio"/> (D) dissloyel    | <input type="radio"/> (H) misnumber     | <input type="radio"/> (D) unaybel        | <input type="radio"/> (H) unklene          |



Name \_\_\_\_\_

**Fold back the paper along the dotted line. Use the blanks to write each word as it is read aloud. When you finish the test, unfold the paper. Use the list at the right to correct any spelling mistakes.**



- |                                  |                |
|----------------------------------|----------------|
| 1. _____                         | 1. spotless    |
| 2. _____                         | 2. sunny       |
| 3. _____                         | 3. furry       |
| 4. _____                         | 4. really      |
| 5. _____                         | 5. hairy       |
| 6. _____                         | 6. barely      |
| 7. _____                         | 7. tasteless   |
| 8. _____                         | 8. handful     |
| 9. _____                         | 9. lifeless    |
| 10. _____                        | 10. illness    |
| 11. _____                        | 11. hopefully  |
| 12. _____                        | 12. happiness  |
| 13. _____                        | 13. goodness   |
| 14. _____                        | 14. sorrowful  |
| 15. _____                        | 15. gently     |
| 16. _____                        | 16. sickness   |
| 17. _____                        | 17. joyfully   |
| 18. _____                        | 18. aimless    |
| 19. _____                        | 19. breathless |
| 20. _____                        | 20. certainly  |
| <b>Review Words</b> 21. _____    | 21. disappoint |
| 22. _____                        | 22. nonfat     |
| 23. _____                        | 23. misnumber  |
| <b>Challenge Words</b> 24. _____ | 24. superbly   |
| 25. _____                        | 25. successful |

Name \_\_\_\_\_

aimless	sickness	goodness	tasteless	certainly
barely	gently	hairly	joyfully	really
breathless	illness	handful	lifeless	sorrowful
hopefully	furry	happiness	spotless	sunny

**Using the Word Study Steps**

1. LOOK at the word.
2. SAY the word aloud.
3. STUDY the letters in the word.
4. WRITE the word.
5. CHECK the word.  
Did you spell the word right?  
If not, go back to step 1.

**Find and Circle****Find and circle the hidden spelling words.**

H A P P I N E S S X Z W Q Z  
 A I M L E S S U O Z T D X J  
 N B A R E L Y N R Q A C Q O  
 D X R K Y Z X N R I S E X Y  
 F Q S U T E A Y O L T R S F  
 U W Z Q K Z Q K W L E T I U  
 L I F E L E S S F N L A C L  
 H P P E E U L W U E E I K L  
 A Z W J Y Y F O L S S N N Y  
 I B R E A T H L E S S L E B  
 R F U R R Y R E A L L Y S N  
 Y K X X Z G O O D N E S S C  
 A H O P E F U L L Y S Y L Z

Name \_\_\_\_\_

aimless	sickness	goodness	tasteless	certainly
barely	gently	hairy	joyfully	really
breathless	illness	handful	lifeless	sorrowful
hopefully	furry	happiness	spotless	sunny

**Pattern Power!**

Sort the spelling words by writing them under the correct suffix.

***-less***

1. \_\_\_\_\_

4. \_\_\_\_\_

2. \_\_\_\_\_

5. \_\_\_\_\_

3. \_\_\_\_\_

***-ly***

6. \_\_\_\_\_

9. \_\_\_\_\_

7. \_\_\_\_\_

10. \_\_\_\_\_

8. \_\_\_\_\_

11. \_\_\_\_\_

***-ness***

12. \_\_\_\_\_

14. \_\_\_\_\_

13. \_\_\_\_\_

15. \_\_\_\_\_

***-y***

16. \_\_\_\_\_

18. \_\_\_\_\_

17. \_\_\_\_\_

***-ful***

19. \_\_\_\_\_

20. \_\_\_\_\_

Name \_\_\_\_\_

aimless	sickness	goodness	tasteless	certainly
barely	gently	hairy	joyfully	really
breathless	illness	handful	lifeless	sorrowful
hopefully	furry	happiness	spotless	sunny

**A. What's the Word?****Complete each sentence with a spelling word.**

- I picked up a \_\_\_\_\_ of sand at Kitty Hawk.
- The flying machine was \_\_\_\_\_ a great invention!
- Was it \_\_\_\_\_ on the day of the Wright brothers' first flight?
- Orville and Wilbur were filled with \_\_\_\_\_ after the flight.
- Flying a kite is \_\_\_\_\_ a lot of fun.
- The flying machine was \_\_\_\_\_ 10 feet off the ground.

**B. Suffixes****A suffix is added to the end of a word to give the word a different meaning. Read the meanings for the suffixes in your spelling words.**

-ness	"the state of being"	-ful	"full of"
-less	"without"	-ly	"in a (particular) way"
-y	"full of"		

**Write the spelling word that matches each meaning below.**

- in a joyful way \_\_\_\_\_
- without an aim \_\_\_\_\_
- without taste \_\_\_\_\_
- full of hair \_\_\_\_\_
- the state of being sick \_\_\_\_\_
- without life \_\_\_\_\_

Name \_\_\_\_\_

**A. Proofreading**

**There are five spelling mistakes in these paragraphs. Circle the misspelled words. Write the words correctly on the lines below.**

I realie love to build paper airplanes. My best friend and I make a bunch of them and pretend we are the Wright brothers, preparing for the very first airplane flight. We fold and cut each plane until it is perfect.

We wait for a suny, windy afternoon and take our handfull of planes to the park. We try each plane, one after the other, to see which one flies the farthest. We race to the other end of the park to see which plane won. We are brethles when we get there.

I am always hoping that one of my planes will be the winner. I feel such happyness when that happens.

1. \_\_\_\_\_      3. \_\_\_\_\_      5. \_\_\_\_\_  
2. \_\_\_\_\_      4. \_\_\_\_\_

**B. Writing Activity**

**Imagine that you are an inventor. Write a short paragraph about your latest invention. Use at least three spelling words in your description.**

---



---



---



---



---



---



---



---



---



---

Name \_\_\_\_\_

Look at the words in each set below. One word in each set is spelled correctly. Use a pencil to fill in the circle next to the correct word. Before you begin, look at the sample set of words. Sample A has been done for you. Do Sample B by yourself. When you are sure you know what to do, you may go on with the rest of the page.

## Sample A:

- (A) careful
- (B) carefull
- (C) cairful
- (D) carefull


## Sample B:

- (E) priceless
- (F) pryceless
- (G) priseless
- (H) priceles

- |  |   |   |  |  |   |   |  |  |   |  |  |  |  |  |   |  |   |  |   |
|--|---|---|--|--|---|---|--|--|---|--|--|--|--|--|---|--|---|--|---|
| 1. (A) ameless<br>(B) aimliss<br>(C) aimless<br>(D) amless | 2. (E) bearly<br>(F) barely<br>(G) barly<br>(H) bareley | 3. (A) brethless<br>(B) breathless<br>(C) breatheless<br>(D) bredthless | 4. (E) hoapfully<br>(F) hopfully<br>(G) hopefully<br>(H) hoopfully | 5. (A) sickniss<br>(B) sicknes<br>(C) sickness<br>(D) sikkness | 6. (E) gently<br>(F) jently<br>(G) gentley<br>(H) gentely | 7. (A) illniss<br>(B) illnes<br>(C) illness<br>(D) ilness | 8. (E) furey<br>(F) furrey<br>(G) furie<br>(H) furry | 9. (A) goodness<br>(B) goudness<br>(C) goodniss<br>(D) goodnes | 10. (E) harey<br>(F) hairy<br>(G) harie<br>(H) hairey | 11. (A) handfull<br>(B) handful<br>(C) hanful<br>(D) handfle | 12. (E) happiness<br>(F) happyness<br>(G) happyniss<br>(H) happiniss | 13. (A) tasteliss<br>(B) tastless<br>(C) tasteles<br>(D) tasteless | 14. (E) joyfooly<br>(F) joyfullie<br>(G) goyfuly<br>(H) joyfully | 15. (A) lifeless<br>(B) lifless<br>(C) lyfeless<br>(D) lifeles | 16. (E) spotles<br>(F) spotless<br>(G) spottless<br>(H) spoteless | 17. (A) certanely<br>(B) certainley<br>(C) sertinly<br>(D) certainly | 18. (E) realy<br>(F) realie<br>(G) really<br>(H) realey | 19. (A) sorrofull<br>(B) sorrowful<br>(C) sorrowfull<br>(D) sorowful | 20. (E) suny<br>(F) sunney<br>(G) sunnie<br>(H) sunny |
|--|---|---|--|--|---|---|--|--|---|--|--|--|--|--|---|--|---|--|---|

Name \_\_\_\_\_

**Fold back the paper along the dotted line. Use the blanks to write each word as it is read aloud. When you finish the test, unfold the paper. Use the list at the right to correct any spelling mistakes.**



- |                                  |                   |
|----------------------------------|-------------------|
| 1. _____                         | 1. unchanged      |
| 2. _____                         | 2. unnamed        |
| 3. _____                         | 3. restate        |
| 4. _____                         | 4. reverse        |
| 5. _____                         | 5. infrequent     |
| 6. _____                         | 6. invisible      |
| 7. _____                         | 7. prepaid        |
| 8. _____                         | 8. displease      |
| 9. _____                         | 9. action         |
| 10. _____                        | 10. establishment |
| 11. _____                        | 11. oversized     |
| 12. _____                        | 12. prejudge      |
| 13. _____                        | 13. interstate    |
| 14. _____                        | 14. intersect     |
| 15. _____                        | 15. deflated      |
| 16. _____                        | 16. semiweekly    |
| 17. _____                        | 17. happily       |
| 18. _____                        | 18. kindness      |
| 19. _____                        | 19. finally       |
| 20. _____                        | 20. fearful       |
| <b>Review Words</b> 21. _____    | 21. really        |
| 22. _____                        | 22. handful       |
| 23. _____                        | 23. goodness      |
| <b>Challenge Words</b> 24. _____ | 24. transplant    |
| 25. _____                        | 25. superhuman    |

Name \_\_\_\_\_

unchanged	infrequent	invisible	displease	interstate
fearful	kindness	semiweekly	intersect	reverse
restate	unnamed	prepaid	action	oversized
finally	happily	deflate	prejudge	establishment

**Using the Word Study Steps**

1. LOOK at the word.
2. SAY the word aloud.
3. STUDY the letters in the word.
4. WRITE the word.
5. CHECK the word.  
Did you spell the word right?  
If not, go back to step 1.

**Add the Missing Vowels****Fill in the missing vowels to write a spelling word.**

1. h \_\_\_ pp \_\_\_ l \_\_\_
2. \_\_\_ nch \_\_\_ ng \_\_\_ d
3. e \_\_\_ ta \_\_\_ lis \_\_\_ \_\_\_ ent
4. \_\_\_ nt \_\_\_ rst \_\_\_ t \_\_\_
5. pr \_\_\_ j \_\_\_ dg \_\_\_
6. \_\_\_ v \_\_\_ rs \_\_\_ z \_\_\_ d
7. d \_\_\_ fl \_\_\_ t \_\_\_
8. r \_\_\_ st \_\_\_ t \_\_\_
9. \_\_\_ nfr \_\_\_ q \_\_\_ \_\_\_ nt
10. a \_\_\_ \_\_\_ ion
11. p \_\_\_ \_\_\_ p \_\_\_ \_\_\_ d
12. r \_\_\_ v \_\_\_ rs \_\_\_
13. s \_\_\_ m \_\_\_ w \_\_\_ \_\_\_ kl \_\_\_
14. \_\_\_ nn \_\_\_ m \_\_\_ d
15. f \_\_\_ \_\_\_ rf \_\_\_ l



Name \_\_\_\_\_

unchanged	infrequent	invisible	displease	interstate
fearful	kindness	semiweekly	intersect	reverse
restate	unnamed	prepaid	action	oversized
finally	happily	deflate	prejudge	establishment

**Prefix and Suffix Power**

Write the spelling words that contain the suffixes or prefixes below.

*un-*

1. \_\_\_\_\_

2. \_\_\_\_\_

*re-*

3. \_\_\_\_\_

4. \_\_\_\_\_

*in-*

5. \_\_\_\_\_

6. \_\_\_\_\_

*dis-*

7. \_\_\_\_\_

*over-*

8. \_\_\_\_\_

*pre-*

9. \_\_\_\_\_

10. \_\_\_\_\_

*inter-*

11. \_\_\_\_\_

12. \_\_\_\_\_

*de-*

13. \_\_\_\_\_

*-ly*

14. \_\_\_\_\_

15. \_\_\_\_\_

16. \_\_\_\_\_

*-ness*

17. \_\_\_\_\_

*-ful*

18. \_\_\_\_\_

*-tion*

19. \_\_\_\_\_

*-ment*

20. \_\_\_\_\_

Name \_\_\_\_\_

unchanged	infrequent	invisible	displease	interstate
fearful	kindness	semiweekly	intersect	reverse
restate	unnamed	prepaid	action	oversized
finally	happily	deflate	prejudge	establishment

**A. What Does It Mean?****Write a spelling word to complete each meaning.**

1. A highway that goes through two states is an \_\_\_\_\_.
2. A story that has no title is \_\_\_\_\_.
3. Something that can't be seen is \_\_\_\_\_.
4. When you say something again, you \_\_\_\_\_ it.
5. Two streets that cross each other \_\_\_\_\_.
6. Friendly, considerate treatment is an act of \_\_\_\_\_.
7. If something happens at last, it \_\_\_\_\_ happens.
8. If you practice \_\_\_\_\_, you practice twice a week.
9. Something that stays exactly the same is \_\_\_\_\_.
10. The process of doing something is an \_\_\_\_\_.
11. If you say a book is good before you read it, you \_\_\_\_\_ the book.
12. A fire department is a public \_\_\_\_\_.

**B. Opposites****Write the spelling word that is the antonym, or opposite, of each word.**

- |                  |                    |
|------------------|--------------------|
| 13. sadly _____  | 14. forward _____  |
| 15. unpaid _____ | 16. unafraid _____ |
| 17. please _____ | 18. inflate _____  |
| 19. often _____  | 20. tiny _____     |

Name \_\_\_\_\_

**A. Proofreading**

**There are four spelling mistakes in the story below. Circle the misspelled words. Write the words correctly on the lines below.**

Becoming an inventor is not easy. For most inventors, the search for a new idea is nonstop. Some inventors get ideas from reading nonfiction books. Others think about things that will make life easier for their family and friends.

Tim noticed that his mother carried an oversised purse. He invented a belt that had pouches for cups, snacks, keys, and money. His mom happiley helped him sew his design. The invention was unamed until Tim's sister said "Look, Mom has a tool belt." "Mom's Tool Belt" won an intrstate invention contest for young inventors. Tim was so excited!

- |          |          |
|----------|----------|
| 1. _____ | 3. _____ |
| 2. _____ | 4. _____ |

**B. Writing Activity**

**Write about an invention you would like to create. Use at least four spelling words in your paragraph.**

---

---

---

---

Name \_\_\_\_\_

Look at the words in each set below. One word in each set is spelled correctly. Use a pencil to fill in the circle next to the correct word. Before you begin, look at the sample set of words. Sample A has been done for you. Do Sample B by yourself. When you are sure you know what to do, you may go on with the rest of the page.

## Sample A:

- (A) hopeful
- (B) hopefull
- (C) hopefil
- (D) hopeful

## Sample B:

- (E) unty
- (F) uhnty
- (G) untie
- (H) uhntie

- |                    |                   |                    |                       |
|--------------------|-------------------|--------------------|-----------------------|
| 1. (A) ovirsized   | 6. (E) invisable  | 11. (A) happily    | 16. (E) innfrequent   |
| (B) ooversized     | (F) invisible     | (B) happily        | (F) imfrequent        |
| (C) oversized      | (G) invisuble     | (C) happiley       | (G) infrequent        |
| (D) ovursized      | (H) invisabel     | (D) happyley       | (H) infrequint        |
| 2. (E) fearfull    | 7. (A) dissplease | 12. (E) acshun     | 17. (A) prepaid       |
| (F) fearful        | (B) displeeze     | (F) akshun         | (B) prepayed          |
| (G) feerfull       | (C) displease     | (G) acsion         | (C) pripayed          |
| (H) feerful        | (D) displeese     | (H) action         | (D) pripaid           |
| 3. (A) reverse     | 8. (E) interstate | 13. (A) priejudge  | 18. (E) establishmint |
| (B) riverse        | (F) inturstate    | (B) prejudice      | (F) establushment     |
| (C) raverse        | (G) intarstate    | (C) preejudge      | (G) establishment     |
| (D) ruhverse       | (H) interstait    | (D) preejuge       | (H) establishmant     |
| 4. (E) ununchanged | 9. (A) kyndness   | 14. (E) semyweekly | 19. (A) intirsect     |
| (F) unnchainged    | (B) kindness      | (F) semiweekly     | (B) intursect         |
| (G) unchanged      | (C) kindniss      | (G) semeweekly     | (C) intesect          |
| (H) unchainged     | (D) kindnest      | (H) simiweekly     | (D) intersect         |
| 5. (A) daflait     | 10. (E) resstait  | 15. (A) innamed    | 20. (E) finaly        |
| (B) deflait        | (F) resstate      | (B) uneamed        | (F) finally           |
| (C) diflate        | (G) restait       | (C) unnamed        | (G) fighnly           |
| (D) deflate        | (H) restate       | (D) unamed         | (H) finley            |







